

# Knockhill

31<sup>st</sup> July 2016

Clockwise



The MG Car Club  
The club for MG owners



**S.M.A.R.T.**

**Scottish Motorsports Automatic Race Timing**

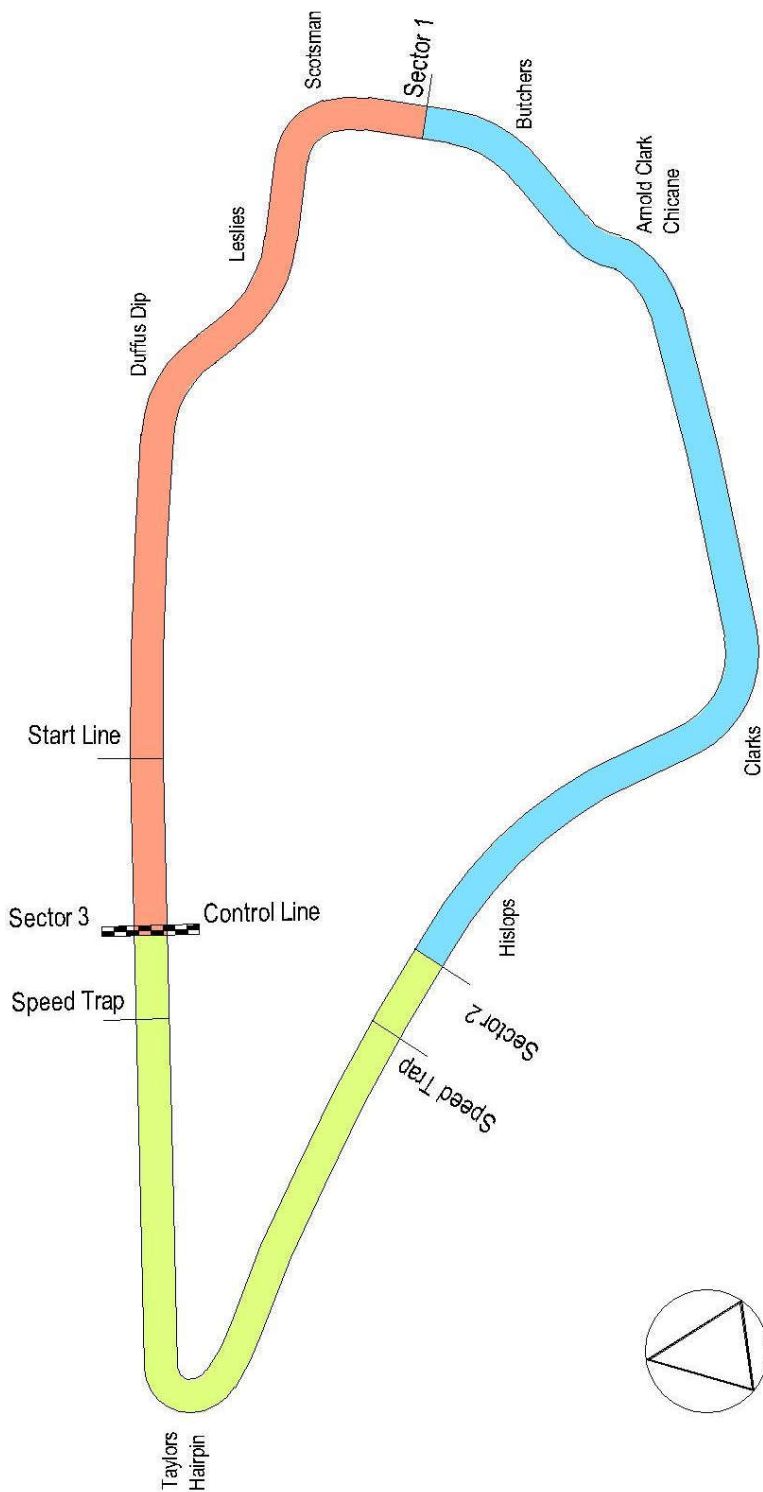
Ravenslea, Melrose Road, Galashiels, TD1 2AT

Telephone : 01896 – 752447

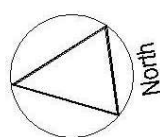
# Scottish Motorsports Automatic Race Timing

## Circuit layout

### Knockhill – Clockwise



Sector	Length
Sector 1	0.433 Mile
Sector 2	0.503 Mile
Sector 3	0.334 Mile



**Super Lap Scotland - Round 5**
**Sorted on best lap time**

<b>MG Trophy</b>	<b>Knockhill 1.267 miles</b>
<b>Warm Up</b>	<b>30/07/2016 17:35</b>
<b>Practice started at 17:27:24</b>	

Pos	No.	Name	Make/Model	CC	Class Code	Laps	Best Tm	Diff	Best Speed	2nd Best
1	16	Jason BURGESS	MG ZR 190	1800	A	17	1:01.447		74.224	1:01.857
2	15	Rob PERKINS	MG ZR 190	1800	A	17	1:01.481	0.034	74.183	1:01.508
3	131	Fergus CAMPBELL	MG ZR 170	1800	B	24	1:01.982	0.535	73.583	1:02.009
4	77	Robin WALKER	MG ZR 190	1800	A	21	1:02.145	0.698	73.390	1:02.265
5	68	Lee SULLIVEN	MG ZR 170	1800	B	18	1:02.560	1.113	72.903	1:02.639
6	33	Patrick BOOTH	MG ZR 170	1800	B	23	1:02.634	1.187	72.817	1:02.750
7	37	Mike HARRIS	MG ZR 170	1800	B	21	1:02.674	1.227	72.771	1:02.829
8	57	Will PAYNE	MG ZR 160	1800	C	18	1:03.603	2.156	71.708	1:03.795
9	1	John GIL	MG ZR 160	1800	C	19	1:06.301	4.854	68.790	1:06.777
10	27	Tim MARTIN	MG ZR 160	1800	C	22	1:06.934	5.487	68.139	1:07.356
11	21	Dave HEASMAN	MG ZR 160	1800	C	18	1:07.148	5.701	67.922	1:07.328
12	12	Martin WEBBER	MG ZR 160	1800	C	21	1:08.726	7.279	66.363	1:08.800

**Announcements**

Car No's 15 &amp; 57 - No working transponders.

**Clerk of the Course.**

Sig :                      Time :  
 Chief Timekeeper : Ian Sharp (SMART Timing)  
 Results available at [www.mylaps.com](http://www.mylaps.com) and [www.smart-timing.co.uk](http://www.smart-timing.co.uk)

Printed: 01/08/2016 19:10:08







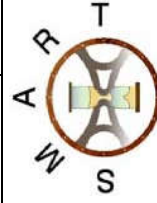


**ORGANISERS OF THE**



**Round 10 - Knockhill - Clockwise Sprint**

No.	Name	Make	Practice 1			Practice 2			Best
			Intermediate	Flying Lap	Finish	Intermediate	Flying Lap	Finish	
715	Stewart R ROBB	Pilbeam MP88	45.58	46.00	91.58	42.35	44.68	87.03	87.03
1	Colin CALDER	Gould GR55	43.93	45.68	89.61	42.82	44.61	87.43	87.43
11	Heather CALDER	Gould GR55	44.48	47.04	91.52	43.30	45.51	88.81	88.81
15	Stewart ROBB	Pilbeam MP88	44.32	46.35	90.67	43.79	45.91	89.70	89.70
3	John GRAHAM	Gould RGR55B	48.09	50.11	98.20	46.44	48.65	95.09	95.09
5	Steve MILES	Van Diemen RF96	46.63	49.96	96.59	46.01	49.17	95.18	95.18
14	Terry HOLMES	Lola Tegra Judd	48.03	49.31	97.34	63.14	48.57	111.71	97.34
12	Jim BELT	Juno TR400	50.06	53.56	103.62	48.35	51.87	100.22	100.22
19	Matt CARTER	Radical PR6	51.71	53.25	104.96	48.98	51.24	100.22	100.22
18	Louise CALDER	Jedi Mk1	51.63	53.70	105.33	49.18	51.78	100.96	100.96
714	Graham PORRETT	Lola Tegra T90	54.80	55.10	109.90	49.86	51.43	101.29	101.29
17	Colin METCALFE	OMS 2000	55.43	66.82	122.25	75.80	58.40	134.20	122.25
13	Eric KILTIE	Caterham	61.91	65.71	127.62	60.07	63.62	123.69	123.69
16	Nicholas ALGAR	DJ Firehawk				50.20		NTR	NTR



**Scottish Motorsports Automatic Race Timing**

**Super Lap Scotland - Round 5**

**Sorted on best lap time**

**Super Lap Scotland** Knockhill 1.267 miles  
**Warm Up - Group 1** 31/07/2016 09:00  
**Practice (12:00 Time) started at 8:45:37**

Pos	No.	Name	Make/Model	Class Code	Laps	Best Tm	Diff	Best Speed	2nd Best
1	67	Marshall WISHART	Mazda RX8	SLS-F	11	1:01.157		74.576	1:01.721
2	48	Robert JOBSON	Audi A3 3.2	SLS-F	9	1:01.688	0.531	73.934	1:03.382
3	81	Ian PITMAN	Subaru Impreza	SLS-F	6	1:01.775	0.618	73.830	1:02.459
4	21	Scott ROBSON	Lotus Elise	SLS-F	9	1:01.795	0.638	73.806	1:01.998
5	93	Allister PHILLIPS	Honda Prelude Si VTEC	SLS-F	10	1:01.861	0.704	73.727	1:02.796
6	27	Paul WILSON	Renault Clio Cup	SLS-F	6	1:02.096	0.939	73.448	1:02.549
7	54	Steven McNAB	Renault Clio	SLS-F	10	1:02.276	1.119	73.236	1:02.486
8	38	Chris HISLOP	Renault Clio 197	SLS-F	10	1:03.124	1.967	72.252	1:03.213
9	41	Neil METHVEN	Renault Clio 182	SLS-F	9	1:03.302	2.145	72.049	1:03.639
10	50	Gavin EDGAR	Renault Clio Williams	SLS-F	9	1:03.680	2.523	71.621	1:04.510
11	87	Andy TAYLOR	Volkswagon Golf Cup	SLS-E	10	1:04.612	3.455	70.588	1:04.854
12	53	Jamie GOUDIE	Mazda MX5	SLS-F	9	1:05.183	4.026	69.970	1:05.345
13	59	Simon McWILLIAM	Renault Clio 172 Cup	SLS-F	6	1:05.527	4.370	69.602	1:06.389
14	132	Suzanne BUIST	Mini Cooper S	SLS-F	6	1:10.353	9.196	64.828	1:12.760
15	39	Martin PALMER	MGF Trophy 160	SLS-F	9	1:17.556	16.399	58.807	1:17.781

**Clerk of the Course.** **Orbits**

Sig : Time :  
 Chief Timekeeper : Ian Sharp (SMART Timing)  
 Results available at [www.mylaps.com](http://www.mylaps.com) and [www.smart-timing.co.uk](http://www.smart-timing.co.uk)  
 Printed: 01/08/2016 18:15:33









# Super Lap Scotland - Round 5

**Super Lap Scotland** Knockhill 1.267 miles  
**Warm Up - Group 1** 31/07/2016 09:00  
**Practice (12:00 Time) started at 8:45:37**

Lap	Time of Day	Lap Tm	S1	S2	S3	S3Spd	SFSpd	Lap	Time of Day	Lap Tm	S1	S2	S3	S3Spd	SFSpd
(39) Martin PALMER															
1	8:46:54.916			29.112	21.712	81.048	74.316								
2	8:48:12.472	1:17.556	25.309	30.209	22.038	81.441	73.583								
3	8:49:34.415	1:21.943	25.929	32.026	23.988	75.914	65.986								
4	8:51:04.688	1:30.273	30.656	34.621	24.996	71.013	73.262								
5	8:52:27.177	1:22.489	29.847	30.521	22.121	79.606	73.907								
6	8:53:53.367	1:26.190	28.838	35.353	21.999	79.606	72.864								
7	8:55:17.216	1:23.849	30.301	30.233	23.315	80.176	69.326								
8	8:56:46.796	1:29.580	29.664	37.376	22.540	80.465	70.640								
9	8:58:04.577	1:17.781	25.856	30.120	21.805	80.176	73.262								

Clerk of the Course. Orbits

Sig : Time :  
 Chief Timekeeper : Ian Sharp (SMART Timing)  
 Results available at [www.mylaps.com](http://www.mylaps.com) and [www.smart-timing.co.uk](http://www.smart-timing.co.uk)  
 Printed: 01/08/2016 18:16:40





# Super Lap Scotland - Round 5

Sorted on best lap time

Super Lap Scotland Knockhill 1.267 miles

Warm Up - Group 2 31/07/2016 09:15

Practice (12:00 Time) started at 9:00:01

Pos	No.	Name	Make/Model	Class Code	Laps	Best Tm	Diff	Best Speed	2nd Best
1	44	Steven JEFFERIES	Mitsubishi Evo VI	SLS-D	8	57.848		78.842	58.247
2	3	Fred WALTON	Subaru Prodrive Impreza	SLS-D	5	1:00.217	2.369	75.740	1:12.259
3	83	Fraser JAMIESON	Renault Clio 172 Ph1	SLS-E	10	1:00.813	2.965	74.998	1:01.355
4	66	Marten BONNER	Fiat Abarth 500	SLS-D	10	1:01.100	3.252	74.645	1:02.364
5	26	Kevin KENSETT	Peugeot 106	SLS-E	9	1:01.714	3.866	73.903	1:01.724
6	64	Andrew CAMERON	Porsche 911 Carrera	SLS-E	8	1:01.733	3.885	73.880	1:02.642
7	43	Stuart BUCHAN	Renault Clio 172 Cup	SLS-E	8	1:01.825	3.977	73.770	1:02.075
8	13	Lewis SKENE	Renault Megane RS	SLS-E	11	1:01.983	4.135	73.582	1:02.078
9	49	Alan TAIT	Subaru Impreza	SLS-D	9	1:02.030	4.182	73.526	1:05.041
10	16	Martin KELMAN	Renault Clio 172 Cup	SLS-E	9	1:02.429	4.581	73.056	1:03.055
11	42	Alex MILNE	Audi TTRS Plus	SLS-D	9	1:04.383	6.535	70.839	1:04.413
12	358	Stavros COSTA	Peugeot 205 GTi	SLS-E	10	1:04.783	6.935	70.402	1:05.586
13	116	Craig DILLON	Renault Clio	SLS-E	5	1:05.586	7.738	69.540	1:07.643
14	45	Euan BEGBIE	Volkswagon Golf	SLS-D	4	1:17.889	20.041	58.556	1:38.803

Clerk of the Course. Orbits

Sig :                      Time :

Chief Timekeeper : Ian Sharp (SMART Timing)

Results available at [www.mylaps.com](http://www.mylaps.com) and [www.smart-timing.co.uk](http://www.smart-timing.co.uk)

Printed: 01/08/2016 18:17:58







# Super Lap Scotland - Round 5

Sorted on best lap time

Super Lap Scotland Knockhill 1.267 miles

Warm Up - Group 3 31/07/2016 09:30

Practice (12:00 Time) started at 9:14:29

Pos	No.	Name	Make/Model	Class Code	Laps	Best Tm	Diff	Best Speed	2nd Best
1	46	George RIGBY	Subaru Impreza Spec-C	SLS-C	10	56.676		80.472	56.898
2	131	Keith COWIE	Seat Leon Supercopa	SLS-D	5	56.812	0.136	80.280	57.559
3	63	Martyn HENRY	Vauxhall Astra VXR	SLS-C	9	58.713	2.037	77.680	58.821
4	76	Robbie WYPER	Mitsubishi Evo 8	SLS-C	10	59.006	2.330	77.295	1:00.040
5	5	Paul TOMLINSON	Subaru Impreza	SLS-D	11	1:00.320	3.644	75.611	1:00.459
6	103	Stuart ROBERTSON	Renault Clio	SLS-D	9	1:00.439	3.763	75.462	1:00.694
7	89	Steven EYRE	Subaru Impreza STi	SLS-C	11	1:02.259	5.583	73.256	1:02.397
8	40	Scott WALKER	Subaru Impreza	SLS-C	11	1:03.615	6.939	71.694	1:04.264

Clerk of the Course. Orbits

Sig :                      Time :

Chief Timekeeper : Ian Sharp (SMART Timing)

Results available at [www.mylaps.com](http://www.mylaps.com) and [www.smart-timing.co.uk](http://www.smart-timing.co.uk)

Printed: 01/08/2016 18:19:38







# Super Lap Scotland - Round 5

Sorted on best lap time

Super Lap Scotland Knockhill 1.267 miles

Warm Up - Group 4 31/07/2016 09:45

Practice (12:00 Time) started at 9:29:41

Pos	No.	Name	Make/Model	Class Code	Laps	Best Tm	Diff	Best Speed	2nd Best
1	88	Andrew BARBOUR	Subaru Legacy GL	SLS-P	7	53.813		84.753	54.721
2	79	Eric HOLMES	Mitsubishi Evo	SLS-P	9	54.771	0.958	83.271	56.133
3	7	David LONG	Caterham R400	SLS-B	3	55.181	1.368	82.652	1:00.191
4	55	Fiona KINDNESS	Subaru Impreza STi Type R	SLS-B	3	55.887	2.074	81.608	56.158
5	56	Adam KINDNESS	Subaru Impreza STi Type R	SLS-B	3	55.993	2.180	81.454	57.445
6	29	Archie BAIN	Subaru Impreza Type RA	SLS-A	8	56.523	2.710	80.690	57.194
7	65	Sam ELASSAR	McLaren 650LT	SLS-A	8	56.704	2.891	80.432	57.708
8	37	Steven HUNTER	Mitsubishi Evo 7	SLS-P	8	57.989	4.176	78.650	59.714
9	99	Andy GORDON	Lotus 211	SLS-B	9	58.235	4.422	78.318	58.433
10	32	John STEVENSON	Subaru Impreza	SLS-A	2	59.130	5.317	77.132	
11	2	Steven DARLEY	Subaru Legacy GL	SLS-P	2	1:01.098	7.285	74.648	

Clerk of the Course. Orbits

Sig : Time :  
 Chief Timekeeper : Ian Sharp (SMART Timing)  
 Results available at [www.mylaps.com](http://www.mylaps.com) and [www.smart-timing.co.uk](http://www.smart-timing.co.uk)



# Super Lap Scotland - Round 5

Super Lap Scotland

Knockhill 1,267 miles

Warm Up - Group 4

31/07/2016 09:45

Practice (12:00 Time) started at 9:29:41

Lap Time of Day Lap Tm S1 S2 S3 S3Spd SFSpd

(88) Andrew BARBOUR

1	9:31:37.272		36.528	24.180	44.619	76.519
2	9:32:39.111	<b>1:01.839</b>	22.373	22.514	16.952	121.133
3	9:44:24.948	<b>10:07.846</b>		26.953	21.863	80.176
4	9:45:33.334	<b>1:08.386</b>	27.414	17.605	94.518	117.733
5	9:46:28.055	<b>54.721</b>	18.331	20.530	15.860	<b>126.380</b>
6	9:47:21.868	<b>53.813</b>	<b>18.007</b>	<b>20.168</b>	<b>15.638</b>	126.380
7	9:48:51.023	<b>1:29.155</b>	23.258	36.058	29.839	52.966

(79) Eric HOLMES

1	9:31:06.650		30.625	21.684	64.279	110.556
2	9:32:12.359	<b>1:05.709</b>	20.063	26.650	18.996	77.671
3	9:33:08.943	<b>56.584</b>	18.978	21.272	16.334	122.683
4	9:44:35.204	<b>9:47.683</b>		25.458	18.999	89.477
5	9:45:37.205	<b>1:02.001</b>		23.166	19.533	99.125
6	9:46:33.338	<b>56.133</b>	18.463	21.360	16.310	124.504
7	9:47:28.109	<b>54.771</b>	<b>18.097</b>	<b>20.673</b>	<b>16.001</b>	<b>125.670</b>
8	9:48:50.693	<b>1:22.584</b>	22.028	34.668	25.888	60.349
9	9:50:21.638	<b>1:30.945</b>	25.851	35.641	29.453	55.923

(7) David LONG

1	9:31:08.411		29.302	20.612	78.305	104.043
2	9:32:08.602	<b>1:00.191</b>	19.676	23.301	17.214	100.914
3	9:33:03.783	<b>55.181</b>	18.178	<b>21.239</b>	<b>15.764</b>	<b>115.504</b>

(55) Fiona KINDNESS

1	9:31:03.047		30.279	20.754	50.268	<b>109.118</b>
2	9:31:59.205	<b>56.158</b>	<b>18.761</b>	20.993	16.404	<b>115.107</b>
3	9:32:55.092	<b>55.887</b>	18.884	<b>20.643</b>	<b>16.360</b>	113.357

(56) Adam KINDNESS

1	9:31:04.970		32.638	22.167	71.850	98.833
2	9:32:02.415	<b>57.445</b>	19.102	21.406	16.937	111.660
3	9:32:58.408	<b>55.993</b>	<b>18.481</b>	<b>21.014</b>	<b>16.498</b>	<b>116.506</b>

(29) Archie BAIN

1	9:31:22.730		31.851	19.943	78.123	96.005
2	9:32:31.831	<b>1:09.101</b>	23.139	28.126	17.836	102.142
3	9:44:14.054	<b>10:07.442</b>		27.790	18.687	84.306
4	9:45:17.588	<b>1:03.534</b>	25.505	17.733	80.272	108.238
5	9:46:14.782	<b>57.194</b>	18.860	22.374	15.960	119.409
6	9:47:11.305	<b>56.523</b>	<b>18.602</b>	<b>22.007</b>	<b>15.914</b>	<b>122.459</b>
7	9:48:31.807	<b>1:20.502</b>	28.765	33.332	18.405	88.183
8	9:49:29.985	<b>58.178</b>	19.232	22.329	16.617	114.518

(65) Sam ELASSAR

1	9:31:16.001		29.416	18.979	93.988	116.709
2	9:32:18.152	<b>1:02.151</b>	20.659	24.964	16.528	124.044
3	9:45:20.136	<b>11:25.340</b>		27.362	17.737	98.688
4	9:46:17.844	<b>57.708</b>		22.309	<b>16.022</b>	124.504
5	9:47:14.548	<b>56.704</b>	18.873	<b>21.763</b>	16.068	<b>127.581</b>
6	9:48:15.394	<b>1:00.846</b>	20.988	23.093	16.765	124.273
7	9:49:13.211	<b>57.817</b>	18.839	22.939	16.039	124.504
8	9:50:11.137	<b>57.926</b>	<b>18.461</b>	22.550	16.915	105.349

(37) Steven HUNTER

1	9:31:18.685		30.537	25.303	59.864	64.279
2	9:32:41.282	<b>1:22.597</b>	25.292	29.714	27.591	59.440
3	9:44:04.625	<b>11:23.343</b>	10:37.22	26.791	19.326	103.402
4	9:45:04.339	<b>59.714</b>	19.555	23.058	17.101	104.856
5	9:46:14.501	<b>1:10.162</b>	19.903	25.252	25.007	70.863
6	9:48:01.713	<b>1:47.212</b>	1:07.534	22.608	17.070	113.742
7	9:48:59.702	<b>57.989</b>	<b>19.210</b>	<b>22.120</b>	<b>16.659</b>	<b>117.321</b>
8	9:50:21.127	<b>1:21.425</b>	21.571	33.171	26.683	59.022

(99) Andy GORDON

1	9:31:25.359		31.534	21.696	84.200	97.117
2	9:32:28.543	<b>1:03.184</b>	21.137	24.333	17.714	107.717
3	9:44:12.685	<b>10:15.751</b>		25.238	18.518	103.242
4	9:45:13.232	<b>1:00.547</b>		22.559	17.385	108.413
5	9:46:11.467	<b>58.235</b>	18.906	<b>21.969</b>	17.360	108.064
6	9:47:10.172	<b>58.705</b>	19.162	22.396	<b>17.147</b>	108.238
7	9:48:17.949	<b>1:07.777</b>	26.617	23.707	17.453	108.238

Lap Time of Day Lap Tm S1 S2 S3 S3Spd SFSpd

8	9:49:16.382	<b>58.433</b>	19.179	22.063	17.191	<b>108.588</b>
9	9:50:15.059	<b>58.677</b>	19.035	22.288	17.354	108.413

(32) John STEVENSON

1	9:31:10.316		30.827	22.129	52.924	114.714
2	9:32:09.446	<b>59.130</b>	19.804	<b>22.577</b>	<b>16.749</b>	<b>111.846</b>

(2) Steven DARLEY

1	9:31:12.325		33.721	22.394	65.027	104.856
2	9:32:13.423	<b>1:01.098</b>	20.075	<b>23.051</b>	<b>17.972</b>	<b>112.408</b>

Clerk of the Course.

Orbits

Sig : Time :  
 Chief Timekeeper : Ian Sharp (SMART Timing)

Results available at [www.mylaps.com](http://www.mylaps.com) and [www.smart-timing.co.uk](http://www.smart-timing.co.uk)

Printed: 01/08/2016 18:22:30



**Super Lap Scotland - Round 5**

**Sorted on best lap time**

**Super Lap Scotland** **Knockhill 1.267 miles**

**Warm Up - Overall** **31/07/2016 09:00**

**Practice (12:00 Time) started at 8:45:37**

Pos	No.	Name	Make/Model	Class Code	Laps	Best Tm	Diff	Best Speed	2nd Best
1	88	Andrew BARBOUR	Subaru Legacy GL	SLS-P	7	53.813		84.753	54.721
2	79	Eric HOLMES	Mitsubishi Evo	SLS-P	8	54.771	0.958	83.271	56.133
3	7	David LONG	Caterham R400	SLS-B	3	55.181	1.368	82.652	1:00.191
4	55	Fiona KINDNESS	Subaru Impreza STi Type R	SLS-B	3	55.887	2.074	81.608	56.158
5	56	Adam KINDNESS	Subaru Impreza STi Type R	SLS-B	3	55.993	2.180	81.454	57.445
6	29	Archie BAIN	Subaru Impreza Type RA	SLS-A	8	56.523	2.710	80.690	57.194
7	46	George RIGBY	Subaru Impreza Spec-C	SLS-C	10	56.676	2.863	80.472	56.898
8	65	Sam ELASSAR	McLaren 650S	SLS-A	8	56.704	2.891	80.432	57.708
9	131	Keith COWIE	Seat Leon Supercopa	SLS-D	5	56.812	2.999	80.280	57.559
10	44	Steven JEFFERIES	Mitsubishi Evo VI	SLS-D	8	57.848	4.035	78.842	58.247
11	37	Steven HUNTER	Mitsubishi Evo 7	SLS-P	8	57.989	4.176	78.650	59.714
12	99	Andy GORDON	Lotus 211	SLS-B	9	58.235	4.422	78.318	58.433
13	63	Martyn HENRY	Vauxhall Astra VXR	SLS-C	8	58.713	4.900	77.680	58.821
14	76	Robbie WYPER	Mitsubishi Evo 8	SLS-C	10	59.006	5.193	77.295	1:00.040
15	32	John STEVENSON	Subaru Impreza	SLS-A	2	59.130	5.317	77.132	
16	3	Fred WALTON	Subaru Prodrive Impreza	SLS-D	5	1:00.217	6.404	75.740	1:12.259
17	5	Paul TOMLINSON	Subaru Impreza	SLS-D	12	1:00.320	6.507	75.611	1:00.459
18	103	Stuart ROBERTSON	Renault Clio	SLS-D	10	1:00.439	6.626	75.462	1:00.694
19	83	Fraser JAMIESON	Renault Clio 172 Ph1	SLS-E	11	1:00.813	7.000	74.998	1:01.355
20	2	Steven DARLEY	Subaru Legacy GL	SLS-P	2	1:01.098	7.285	74.648	
21	66	Marten BONNER	Fiat Abarth 500	SLS-D	11	1:01.100	7.287	74.645	1:02.364
22	67	Marshall WISHART	Mazda RX8	SLS-F	12	1:01.157	7.344	74.576	1:01.721
23	48	Robert JOBSON	Audi A3 3.2	SLS-F	9	1:01.688	7.875	73.934	1:03.382
24	26	Kevin KENSETT	Peugeot 106	SLS-E	9	1:01.714	7.901	73.903	1:01.724
25	64	Andrew CAMERON	Porsche 911 Carrera	SLS-E	8	1:01.733	7.920	73.880	1:02.642
26	81	Ian PITMAN	Subaru Impreza	SLS-F	6	1:01.775	7.962	73.830	1:02.459
27	21	Scott ROBSON	Lotus Elise	SLS-F	9	1:01.795	7.982	73.806	1:01.998
28	43	Stuart BUCHAN	Renault Clio 172 Cup	SLS-E	9	1:01.825	8.012	73.770	1:02.075
29	93	Allister PHILLIPS	Honda Prelude Si VTEC	SLS-F	11	1:01.861	8.048	73.727	1:02.796
30	13	Lewis SKENE	Renault Megane RS	SLS-E	12	1:01.983	8.170	73.582	1:02.078
31	49	Alan TAIT	Subaru Impreza	SLS-D	10	1:02.030	8.217	73.526	1:05.041
32	27	Paul WILSON	Renault Clio Cup	SLS-F	7	1:02.096	8.283	73.448	1:02.549
33	89	Steven EYRE	Subaru Impreza STi	SLS-C	11	1:02.259	8.446	73.256	1:02.397
34	54	Steven McNAB	Renault Clio	SLS-F	10	1:02.276	8.463	73.236	1:02.486
35	16	Martin KELMAN	Renault Clio 172 Cup	SLS-E	10	1:02.429	8.616	73.056	1:03.055
36	38	Chris HISLOP	Renault Clio 197	SLS-F	11	1:03.124	9.311	72.252	1:03.213
37	41	Neil METHVEN	Renault Clio 182	SLS-F	9	1:03.302	9.489	72.049	1:03.639
38	40	Scott WALKER	Subaru Impreza	SLS-C	12	1:03.615	9.802	71.694	1:04.264
39	50	Gavin EDGAR	Renault Clio Williams	SLS-F	9	1:03.680	9.867	71.621	1:04.510
40	42	Alex MILNE	Audi TTRS Plus	SLS-D	9	1:04.383	10.570	70.839	1:04.413
41	87	Andy TAYLOR	Volkswagon Golf Cup	SLS-E	10	1:04.612	10.799	70.588	1:04.854
42	358	Stavros COSTA	Peugeot GTi	SLS-E	10	1:04.783	10.970	70.402	1:05.586
43	53	Jamie GOUDIE	Mazda MX5	SLS-F	9	1:05.183	11.370	69.970	1:05.345

Clerk of the Course. Orbits



**Super Lap Scotland - Round 5**

Sorted on best lap time

**Super Lap Scotland** Knockhill 1.267 miles  
**Warm Up - Overall** 31/07/2016 09:00  
**Practice (12:00 Time) started at 8:45:37**

Pos	No.	Name	Make/Model	Class Code	Laps	Best Tm	Diff	Best Speed	2nd Best
44	59	Simon McWILLIAM	Renault Clio 172 Cup	SLS-F	6	1:05.527	11.714	69.602	1:06.389
45	116	Craig DILLON	Renault Clio	SLS-E	5	1:05.586	11.773	69.540	1:07.272
46	132	Suzanne BUIST	Mini Cooper S	SLS-F	6	1:10.353	16.540	64.828	1:12.760
47	39	Martin PALMER	MGF Trophy 160	SLS-F	10	1:17.556	23.743	58.807	1:17.781
48	45	Euan BEGBIE	Volkswagon Golf	SLS-D	4	1:17.889	24.076	58.556	1:38.803

Clerk of the Course. Orbits

Sig :                      Time :  
 Chief Timekeeper : Ian Sharp (SMART Timing)  
 Results available at [www.mylaps.com](http://www.mylaps.com) and [www.smart-timing.co.uk](http://www.smart-timing.co.uk)



**Super Lap Scotland - Round 5**
**Sorted on best lap time**

<b>MG Trophy</b>	<b>Knockhill 1.267 miles</b>
<b>Qualifying</b>	<b>31/07/2016 10:00</b>
<b>Qualifying (15:00 Time) started at 9:54:40</b>	

Pos	No.	Name	Make/Model	CC	Class Code	Laps	Best Tm	Diff	Best Speed	2nd Best
1	87	Colin ROBERTSON	MG ZR 190	1800	A	14	59.293		76.920	59.457
2	92	Graham ROSS	MG ZR 190	1800	A	14	59.433	0.140	76.739	59.614
3	16	Jason BURGESS	MG ZR 190	1800	A	14	59.847	0.554	76.208	1:00.687
4	99	Doug COLE	MG ZR 190	1800	A	15	1:01.042	1.749	74.716	1:01.128
5	15	Rob PERKINS	MG ZR 190	1800	A	14	1:01.218	1.925	74.502	1:01.247
6	69	Paul LUTI	MG ZR 170	1800	B	13	1:01.363	2.070	74.326	1:01.577
7	68	Lee SULLIVEN	MG ZR 170	1800	B	13	1:01.940	2.647	73.633	1:01.997
8	131	Fergus CAMPBELL	MG ZR 170	1800	B	14	1:02.017	2.724	73.542	1:02.128
9	19	Richard MARSH	MG ZR 170	1800	B	14	1:02.320	3.027	73.184	1:02.597
10	88	James COLE	MG ZR 170	1800	B	14	1:02.699	3.406	72.742	1:02.740
11	33	Patrick BOOTH	MG ZR 170	1800	B	14	1:02.815	3.522	72.607	1:03.005
12	57	Will PAYNE	MG ZR 160	1800	C	13	1:03.219	3.926	72.144	1:03.534
13	37	Mike HARRIS	MG ZR 170	1800	B	13	1:03.307	4.014	72.043	1:03.535
14	74	Ian BOULTON	MG ZR 170	1800	B	13	1:03.895	4.602	71.380	1:04.179
15	77	Robin WALKER	MG ZR 190	1800	A	11	1:04.762	5.469	70.425	1:04.811
16	47	Alex FLOWER	MG ZR 170	1800	B	13	1:05.687	6.394	69.433	1:06.122
17	21	Dave HEASMAN	MG ZR 160	1800	C	13	1:05.884	6.591	69.225	1:06.152
18	1	John GIL	MG ZR 160	1800	C	13	1:05.954	6.661	69.152	1:06.110
19	12	Martin WEBBER	MG ZR 160	1800	C	12	1:07.546	8.253	67.522	1:08.208
20	27	Tim MARTIN	MG ZR 160	1800	C	13	1:08.035	8.742	67.037	1:08.126

<b>Clerk of the Course.</b>	<b>Orbits</b>
-----------------------------	---------------

Sig :                      Time :  
 Chief Timekeeper : Ian Sharp (SMART Timing)  
 Results available at [www.mylaps.com](http://www.mylaps.com) and [www.smart-timing.co.uk](http://www.smart-timing.co.uk)









# Super Lap Scotland - Round 5

**MG Trophy** Knockhill 1.267 miles

**Qualifying** 31/07/2016 10:00

**Qualifying (15:00 Time) started at 9:54:40**

Lap	Time of Day	Lap Tm	S1	S2	S3	S3Spd	SFSpd	Lap	Time of Day	Lap Tm	S1	S2	S3	S3Spd	SFSpd
3	9:58:43.680	1:10.243	22.883	26.974	20.386	84.200	77.581								
4	9:59:53.302	1:09.622	22.105	26.953	20.564	82.645	76.694								
5	10:01:06.655	1:13.353	25.579	27.376	20.398	84.200	76.694								
6	10:02:15.825	1:09.170	21.899	26.820	20.451	84.625	77.941								
7	10:03:26.127	1:10.302	22.687	26.998	20.617	84.732	77.402								
8	10:04:35.325	1:09.198	22.217	26.474	20.507	85.706	76.172								
9	10:05:44.402	1:09.077	22.060	26.438	20.579	86.814	77.761								
10	10:06:54.554	1:10.152	22.467	27.633	20.052	85.487	78.123								
11	10:08:02.589	1:08.035	21.621	26.385	20.029	86.257	78.305								
12	10:09:10.715	1:08.126	21.787	26.425	19.914	86.146	78.397								
13	10:10:19.034	1:08.319	21.718	26.442	20.159	86.146	77.491								

Clerk of the Course. Orbits

Sig : Time :  
 Chief Timekeeper : Ian Sharp (SMART Timing)  
 Results available at [www.mylaps.com](http://www.mylaps.com) and [www.smart-timing.co.uk](http://www.smart-timing.co.uk)  
 Printed: 01/08/2016 19:14:38





# Super Lap Scotland - Round 5

**MG Trophy** **Knockhill 1.267 miles**

**Stewart Robertson Memorial Trophy - Race 1** **31/07/2016 12:05**

**Race (20 Laps) started at 12:13:29**



POLE POSITION

2	1	1
92 Graham ROSS 59.433	87 Colin ROBERTSON 59.293	1
4	3	2
99 Doug COLE 1:01.042	16 Jason BURGESS 59.847	2
6	5	3
69 Paul LUTI 1:01.363	15 Rob PERKINS 1:01.218	3
8	7	4
131 Fergus CAMPBELL 1:02.017	68 Lee SULLIVAN 1:01.940	4
10	9	5
88 James COLE 1:02.699	19 Richard MARSH 1:02.320	5
12	11	6
57 Will PAYNE 1:03.219	33 Patrick BOOTH 1:02.815	6
14	13	7
74 Ian BOULTON 1:03.895	37 Mike HARRIS 1:03.307	7
16	15	8
47 Alex FLOWER 1:05.687	77 Robin WALKER 1:04.762	8
18	17	9
1 John GIL 1:05.954	21 Dave HEASMAN 1:05.884	9
20	19	10
27 Tim MARTIN 1:08.035	12 Martin WEBBER 1:07.546	10

Clerk of the Course. Orbits

Sig : Time :

Chief Timekeeper : Ian Sharp (SMART Timing)

Results available at [www.mylaps.com](http://www.mylaps.com) and [www.smart-timing.co.uk](http://www.smart-timing.co.uk)

Printed: 01/08/2016 19:18:17





# Super Lap Scotland - Round 5

**MG Trophy** **Knockhill 1.267 miles**

**Stewart Robertson Memorial Trophy - Race 2** **31/07/2016 15:25**

**Race (20 Laps) started at 15:03:00**



POLE POSITION

<b>2</b>
92 Graham ROSS 59.614
<b>4</b>
99 Doug COLE 1:01.128
<b>6</b>
69 Paul LUTI 1:01.577
<b>8</b>
131 Fergus CAMPBELL 1:02.128
<b>10</b>
88 James COLE 1:02.740
<b>12</b>
57 Will PAYNE 1:03.534
<b>14</b>
74 Ian BOULTON 1:04.179
<b>16</b>
1 John GIL 1:06.110
<b>18</b>
21 Dave HEASMAN 1:06.152
<b>20</b>
12 Martin WEBBER 1:08.208

<b>1</b>
87 Colin ROBERTSON 59.457
<b>3</b>
16 Jason BURGESS 1:00.687
<b>5</b>
15 Rob PERKINS 1:01.247
<b>7</b>
68 Lee SULLIVAN 1:01.997
<b>9</b>
19 Richard MARSH 1:02.597
<b>11</b>
33 Patrick BOOTH 1:03.005
<b>13</b>
37 Mike HARRIS 1:03.535
<b>15</b>
77 Robin WALKER 1:04.811
<b>17</b>
47 Alex FLOWER 1:06.122
<b>19</b>
27 Tim MARTIN 1:08.126

**1**  
**2**  
**3**  
**4**  
**5**  
**6**  
**7**  
**8**  
**9**  
**10**

**Clerk of the Course.** **Orbits**

Sig : Time :

Chief Timekeeper : Ian Sharp (SMART Timing)

Results available at [www.mylaps.com](http://www.mylaps.com) and [www.smart-timing.co.uk](http://www.smart-timing.co.uk)



**Super Lap Scotland - Round 5**

**Sorted on best lap time**

**Super Lap Scotland** **Knockhill 1.267 miles**

**Practice - Group 1** **31/07/2016 11:05**

**Practice (12:00 Time) started at 10:45:14**

Pos	No.	Name	Make/Model	Class Code	Laps	Best Tm	Diff	Best Speed	2nd Best
1	67	<b>Marshall WISHART</b>	Mazda RX8	SLS-F	11	<b>1:01.005</b>		74.762	1:01.677
2	21	<b>Scott ROBSON</b>	Lotus Elise	SLS-F	10	<b>1:01.086</b>	0.081	74.663	1:01.459
3	27	<b>Paul WILSON</b>	Renault Clio Cup	SLS-F	10	<b>1:01.404</b>	0.399	74.276	1:01.499
4	93	<b>Allister PHILLIPS</b>	Honda Prelude Si VTEC	SLS-F	8	<b>1:01.663</b>	0.658	73.964	1:02.183
5	81	<b>Ian PITMAN</b>	Subaru Impreza	SLS-F	7	<b>1:01.800</b>	0.795	73.800	1:02.167
6	48	<b>Robert JOBSON</b>	Audi A3 3.2	SLS-F	6	<b>1:02.259</b>	1.254	73.256	1:03.089
7	87	<b>Andy TAYLOR</b>	Volkswagon Golf Cup	SLS-E	9	<b>1:02.980</b>	1.975	72.417	1:03.076
8	41	<b>Neil METHVEN</b>	Renault Clio 182	SLS-F	8	<b>1:03.090</b>	2.085	72.291	1:03.245
9	38	<b>Chris HISLOP</b>	Renault Clio 197	SLS-F	9	<b>1:03.319</b>	2.314	72.030	1:03.410
10	50	<b>Gavin EDGAR</b>	Renault Clio Williams	SLS-F	9	<b>1:03.943</b>	2.938	71.327	1:03.964
11	53	<b>Jamie GOUDIE</b>	Mazda MX5	SLS-F	10	<b>1:04.472</b>	3.467	70.741	1:04.517
12	59	<b>Simon McWILLIAM</b>	Renault Clio 172 Cup	SLS-F	6	<b>1:05.810</b>	4.805	69.303	1:06.760
13	132	<b>Suzanne BUIST</b>	Mini Cooper S	SLS-F	7	<b>1:07.255</b>	6.250	67.814	1:07.417
14	39	<b>Martin PALMER</b>	MGF Trophy 160	SLS-F	8	<b>1:18.554</b>	17.549	58.060	1:19.245
15	54	<b>Steven McNAB</b>	Renault Clio	SLS-F	1			-	

**Clerk of the Course.** **Orbits**

Sig :                      Time :  
 Chief Timekeeper : Ian Sharp (SMART Timing)  
 Results available at [www.mylaps.com](http://www.mylaps.com) and [www.smart-timing.co.uk](http://www.smart-timing.co.uk)  
 Printed: 01/08/2016 18:23:24









# Super Lap Scotland - Round 5

<b>Super Lap Scotland</b>	<b>Knockhill 1.267 miles</b>
<b>Practice - Group 1</b>	<b>31/07/2016 11:05</b>
<b>Practice (12:00 Time) started at 10:45:14</b>	

Lap	Time of Day	Lap Tm	S1	S2	S3	S3Spd	SFSpd	Lap	Time of Day	Lap Tm	S1	S2	S3	S3Spd	SFSpd
1	10:47:00.478	██████████		38.010	25.349	59.178	47.968								

**Clerk of the Course.** **Orbits**

Sig :                      Time :  
 Chief Timekeeper : Ian Sharp (SMART Timing)  
 Results available at [www.mylaps.com](http://www.mylaps.com) and [www.smart-timing.co.uk](http://www.smart-timing.co.uk)  
 Printed: 01/08/2016 18:24:15



**Super Lap Scotland - Round 5****Sorted on best lap time**

Super Lap Scotland

Knockhill 1.267 miles

Practice - Group 2

31/07/2016 11:20

Practice (12:00 Time) started at 11:03:19

Pos	No.	Name	Make/Model	Class Code	Laps	Best Tm	Diff	Best Speed	2nd Best
1	44	Steven JEFFERIES	Mitsubishi Evo VI	SLS-D	9	58.480		77.990	58.523
2	25	Alastair MOWAT	BMW E46 M3	SLS-E	10	58.643	0.163	77.773	58.668
3	15	Matt COLLINS	Porsche Cayman	SLS-E	10	1:00.165	1.685	75.806	1:00.379
4	3	Fred WALTON	Subaru Prodrive Impreza	SLS-D	8	1:00.409	1.929	75.499	1:05.565
5	49	Alan TAIT	Subaru Impreza	SLS-D	8	1:00.712	2.232	75.123	1:01.251
6	66	Marten BONNER	Fiat Abarth 500	SLS-D	10	1:01.374	2.894	74.312	1:01.703
7	83	Fraser JAMIESON	Renault Clio 172 Ph1	SLS-E	9	1:01.428	2.948	74.247	1:01.697
8	26	Kevin KENSETT	Peugeot 106	SLS-E	8	1:01.685	3.205	73.938	1:01.932
9	43	Stuart BUCHAN	Renault Clio 172 Cup	SLS-E	9	1:02.216	3.736	73.307	1:02.304
10	16	Martin KELMAN	Renault Clio 172 Cup	SLS-E	8	1:02.739	4.259	72.695	1:02.981
11	64	Andrew CAMERON	Porsche 911 Carrera	SLS-E	4	1:03.702	5.222	71.596	1:07.092
12	42	Alex MILNE	Audi TTRS Plus	SLS-D	9	1:04.771	6.291	70.415	1:06.702
13	358	Stavros COSTA	Peugeot 205 GTi	SLS-E	10	1:04.971	6.491	70.198	1:05.030
14	187	Nick COOK	Volkswagon Golf Cup	SLS-E	9	1:05.237	6.757	69.912	1:06.822
15	13	Lewis SKENE	Renault Megane RS	SLS-E				-	
16	45	Euan BEGBIE	Volkswagon Golf	SLS-D				-	

Clerk of the Course.

Orbits

Sig : Time :

Chief Timekeeper : Ian Sharp (SMART Timing)

Results available at [www.mylaps.com](http://www.mylaps.com) and [www.smart-timing.co.uk](http://www.smart-timing.co.uk)

Printed: 01/08/2016 18:25:47







# Super Lap Scotland - Round 5

<b>Super Lap Scotland</b>	<b>Knockhill 1.267 miles</b>
<b>Practice - Group 2</b>	<b>31/07/2016 11:20</b>
<b>Practice (12:00 Time) started at 11:03:19</b>	

Lap	Time of Day	Lap Tm	S1	S2	S3	S3Spd	SFSpd	Lap	Time of Day	Lap Tm	S1	S2	S3	S3Spd	SFSpd
9	11:30:15.034	1:05.237	21.201	24.835	19.201	92.308	86.927								

**Clerk of the Course.** **Orbits**

Sig :                      Time :  
 Chief Timekeeper : Ian Sharp (SMART Timing)  
 Results available at [www.mylaps.com](http://www.mylaps.com) and [www.smart-timing.co.uk](http://www.smart-timing.co.uk)  
 Printed: 01/08/2016 18:26:39





# Super Lap Scotland - Round 5

Sorted on best lap time

Super Lap Scotland Knockhill 1.267 miles

Practice - Group 3 31/07/2016 11:35

Practice (12:00 Time) started at 11:33:19

Pos	No.	Name	Make/Model	Class Code	Laps	Best Tm	Diff	Best Speed	2nd Best
1	56	Adam KINDNESS	Subaru Impreza STi Type R	SLS-B	3	55.437		82.271	1:47.624
2	55	Fiona KINDNESS	Subaru Impreza STi Type R	SLS-B	8	55.832	0.395	81.689	55.841
3	34	Blair McCONACHIE	Caterham Superlight R	SLS-C	5	56.049	0.612	81.372	56.532
4	46	George RIGBY	Subaru Impreza Spec-C	SLS-C	11	56.125	0.688	81.262	56.651
5	131	Keith COWIE	Seat Leon Supercopa	SLS-D	8	57.091	1.654	79.887	57.257
6	63	Martyn HENRY	Vauxhall Astra VXR	SLS-C	11	57.606	2.169	79.173	57.656
7	76	Robbie WYPER	Mitsubishi Evo 8	SLS-C	10	58.384	2.947	78.118	58.449
8	100	Paul TOUGH	BMW M3	SLS-D	8	59.018	3.581	77.279	59.144
9	5	Paul TOMLINSON	Subaru Impreza	SLS-D	10	59.998	4.561	76.017	1:00.045
10	78	David RYBOWSKI	Subaru Impreza WRX	SLS-D	6	1:00.026	4.589	75.981	1:08.796
11	103	Stuart ROBERTSON	Renault Clio	SLS-D	9	1:00.476	5.039	75.416	1:00.508
12	89	Steven EYRE	Subaru Impreza STi	SLS-C	8	1:01.615	6.178	74.022	1:01.638
13	40	Scott WALKER	Subaru Impreza	SLS-C	10	1:02.605	7.168	72.851	1:02.653
14	35	Stephen HENDERSON	Sylva Riot	SLS-D				-	

Clerk of the Course. Orbits

Sig : Time :

Chief Timekeeper : Ian Sharp (SMART Timing)

Results available at [www.mylaps.com](http://www.mylaps.com) and [www.smart-timing.co.uk](http://www.smart-timing.co.uk)

Printed: 01/08/2016 18:28:13







# Super Lap Scotland - Round 5

Sorted on best lap time

Super Lap Scotland Knockhill 1.267 miles

Practice - Group 4 31/07/2016 11:50

Practice (12:00 Time) started at 11:49:33

Pos	No.	Name	Make/Model	Class Code	Laps	Best Tm	Diff	Best Speed	2nd Best
1	62	Paul RANKIN	Subaru Impreza RB320	SLS-P	4	53.151		85.809	1:04.030
2	88	Andrew BARBOUR	Subaru Legacy GL	SLS-P	9	53.170	0.019	85.778	53.617
3	7	David LONG	Caterham R400	SLS-B	10	55.028	1.877	82.882	55.438
4	79	Eric HOLMES	Mitsubishi Evo	SLS-P	9	55.089	1.938	82.790	55.200
5	2	Steven DARLEY	Subaru Legacy GL	SLS-P	10	55.870	2.719	81.633	56.091
6	37	Steven HUNTER	Mitsubishi Evo 7	SLS-P	9	56.979	3.828	80.044	58.221
7	99	Andy GORDON	Lotus 211	SLS-B	10	57.295	4.144	79.603	57.552
8	29	Archie BAIN	Subaru Impreza Type RA	SLS-A	10	57.296	4.145	79.601	57.474
9	65	Sam ELASSAR	McLaren 650LT	SLS-A	11	57.619	4.468	79.155	57.831

Clerk of the Course. Orbits

Sig : Time :

Chief Timekeeper : Ian Sharp (SMART Timing)

Results available at [www.mylaps.com](http://www.mylaps.com) and [www.smart-timing.co.uk](http://www.smart-timing.co.uk)

Printed: 01/08/2016 18:30:09





# Super Lap Scotland - Round 5

**Super Lap Scotland** **Knockhill 1.267 miles**

**Practice - Group 4** **31/07/2016 11:50**

**Practice (12:00 Time) started at 11:49:33**

Lap	Time of Day	Lap Tm	S1	S2	S3	S3Spd	SFSpd
<b>(62) Paul RANKIN</b>							
1	11:50:56.164			29.947	20.365	78.123	
2	11:52:00.194	<b>1:04.030</b>	20.567	25.216	18.247	86.479	
3	11:52:53.345	<b>53.151</b>	<b>17.618</b>	<b>20.286</b>	<b>15.247</b>	<b>129.802</b>	
4	11:54:08.861	<b>1:15.516</b>	21.465	28.995	25.056	73.422	<b>30.882</b>

Lap	Time of Day	Lap Tm	S1	S2	S3	S3Spd	SFSpd
<b>(88) Andrew BARBOUR</b>							
1	11:51:20.787			35.287	24.968	55.599	
2	11:52:28.128	<b>1:07.341</b>	23.221	24.695	19.425	92.054	
3	11:53:26.606	<b>58.478</b>	21.284	21.493	15.701	125.905	
4	11:54:20.800	<b>54.194</b>	18.056	20.441	15.697	126.618	
5	11:55:14.417	<b>53.617</b>	17.851	20.212	15.554	127.098	
6	11:56:32.297	<b>1:17.880</b>	22.515	31.186	24.179	68.477	
7	11:59:54.913	<b>3:22.616</b>	2:36.385	25.466	20.765	82.039	
8	12:00:57.283	<b>1:02.370</b>	22.419	24.016	15.935		
9	12:01:50.453	<b>53.170</b>	<b>17.830</b>	<b>20.051</b>	<b>15.289</b>	<b>130.560</b>	

Lap	Time of Day	Lap Tm	S1	S2	S3	S3Spd	SFSpd
<b>(7) David LONG</b>							
1	11:50:47.581			30.479	18.983	78.765	<b>112.976</b>
2	11:51:43.498	<b>55.917</b>	18.230	21.569	16.118	<b>115.107</b>	
3	11:52:39.297	<b>55.799</b>	18.017	21.602	16.180	115.107	110.374
4	11:53:34.993	<b>55.696</b>	18.121	21.384	16.191	114.518	
5	11:54:30.431	<b>55.438</b>	18.024	<b>21.275</b>	16.139	114.714	110.556
6	11:55:44.901	<b>1:14.470</b>	19.589	31.089	23.792	61.850	67.581
7	11:57:01.462	<b>1:16.561</b>	25.845	29.321	21.395	65.663	112.408
8	11:57:57.322	<b>55.860</b>	18.197	21.695	15.968	111.846	110.739
9	11:58:52.350	<b>55.028</b>	<b>17.716</b>	21.347	<b>15.965</b>	113.742	110.556
10	12:00:11.592	<b>1:19.242</b>	21.136	31.044	27.062	66.641	31.169

Lap	Time of Day	Lap Tm	S1	S2	S3	S3Spd	SFSpd
<b>(79) Eric HOLMES</b>							
1	11:50:50.418			29.189	19.929	82.747	
2	11:51:45.929	<b>55.511</b>	18.425	20.964	16.122	124.735	
3	11:52:42.437	<b>56.508</b>	18.362	21.191	16.955	121.133	
4	11:53:59.839	<b>1:17.402</b>	21.476	30.624	25.302	72.314	<b>35.810</b>
5	11:57:28.325	<b>3:28.486</b>	2:35.757	32.503	20.226	75.317	
6	11:58:23.525	<b>55.200</b>	18.297	<b>20.850</b>	<b>16.053</b>	124.273	
7	11:59:18.614	<b>55.089</b>	<b>18.048</b>	20.964	16.077	<b>126.857</b>	
8	12:00:45.858	<b>1:27.244</b>	24.243	36.469	26.532	55.369	
9	12:02:24.376	<b>1:38.518</b>	29.860	39.149	29.509	48.383	30.283

Lap	Time of Day	Lap Tm	S1	S2	S3	S3Spd	SFSpd
<b>(2) Steven DARLEY</b>							
1	11:51:19.254			35.778	21.624	52.305	
2	11:52:19.832	<b>1:00.578</b>	20.163	22.761	17.654	108.941	
3	11:53:16.802	<b>56.970</b>			16.336	113.742	
4	11:54:13.176	<b>56.374</b>			16.383	112.976	
5	11:55:09.267	<b>56.091</b>	<b>18.583</b>	<b>20.877</b>	16.631	114.910	
6	11:56:05.137	<b>55.870</b>	18.609	20.959	<b>16.302</b>	<b>115.107</b>	
7	11:57:13.516	<b>1:08.379</b>	20.560	27.393	20.426	81.441	
8	11:58:33.037	<b>1:19.521</b>			19.818	74.647	
9	11:59:29.287	<b>56.250</b>		21.224	16.613		
10	12:00:46.274	<b>1:16.987</b>	20.746	30.758	25.483	52.428	

Lap	Time of Day	Lap Tm	S1	S2	S3	S3Spd	SFSpd
<b>(37) Steven HUNTER</b>							
1	11:50:59.625			32.526	21.801	55.923	104.366
2	11:52:05.668	<b>1:06.043</b>	21.269	25.816	18.958	110.193	
3	11:53:30.724	<b>1:25.056</b>	25.685	32.484	26.887	61.454	41.322
4	11:55:48.988	<b>2:18.264</b>	1:38.448	22.606	17.210	104.043	105.681
5	11:56:47.209	<b>58.221</b>	19.384	22.114	16.723	114.129	107.201
6	11:58:04.875	<b>1:17.666</b>	20.558	30.485	26.623	56.346	61.680
7	11:59:20.944	<b>1:16.069</b>	25.738	28.523	21.808	60.078	108.588
8	12:00:17.923	<b>56.979</b>	<b>18.656</b>	<b>21.731</b>	<b>16.592</b>	115.903	<b>110.012</b>
9	12:01:22.736	<b>1:04.813</b>	18.666	21.840	24.307	<b>116.103</b>	48.629

Lap	Time of Day	Lap Tm	S1	S2	S3	S3Spd	SFSpd
<b>(99) Andy GORDON</b>							
1	11:51:09.162			33.135	19.427	65.663	
2	11:52:16.137	<b>1:06.975</b>	19.366	24.863	22.746	66.707	
3	11:53:14.958	<b>58.821</b>	18.972	22.367	17.482	107.890	
4	11:54:12.647	<b>57.689</b>	18.761	21.735	17.193	<b>108.764</b>	
5	11:55:12.107	<b>59.460</b>	20.411	21.910	17.139	107.544	
6	11:56:09.659	<b>57.552</b>	<b>18.596</b>	21.806	17.150	108.238	
7	11:57:06.954	<b>57.295</b>	18.742	<b>21.537</b>	<b>17.016</b>	108.764	
8	11:58:04.927	<b>57.973</b>	18.780	22.065	17.128	107.201	
9	11:59:12.188	<b>1:07.261</b>	20.388	24.061	22.812	93.465	<b>40.745</b>

**Clerk of the Course.** **Orbits**

**Sig :** **Time :**  
**Chief Timekeeper : Ian Sharp (SMART Timing)**  
**Results available at [www.mylaps.com](http://www.mylaps.com) and [www.smart-timing.co.uk](http://www.smart-timing.co.uk)**  
**Printed: 01/08/2016 18:31:12**



**Super Lap Scotland - Round 5**

**Sorted on best lap time**

**Super Lap Scotland** **Knockhill 1.267 miles**

**Practice - Overall** **31/07/2016 11:05**

**Practice started at 10:45:14**

Pos	No.	Name	Make/Model	Class Code	Laps	Best Tm	Diff	Best Speed	2nd Best
1	62	Paul RANKIN	Subaru Impreza RB320	SLS-P	4	53.151		85.809	1:04.030
2	88	Andrew BARBOUR	Subaru Legacy GL	SLS-P	10	53.170	0.019	85.778	53.617
3	7	David LONG	Caterham R400	SLS-B	10	55.028	1.877	82.882	55.438
4	79	Eric HOLMES	Mitsubishi Evo	SLS-P	9	55.089	1.938	82.790	55.200
5	56	Adam KINDNESS	Subaru Impreza STi Type R	SLS-B	3	55.437	2.286	82.271	1:47.624
6	55	Fiona KINDNESS	Subaru Impreza STi Type R	SLS-B	8	55.832	2.681	81.689	55.841
7	2	Steven DARLEY	Subaru Legacy GL	SLS-P	10	55.870	2.719	81.633	56.091
8	34	Blair McCONACHIE	Caterham Superlight R	SLS-C	5	56.049	2.898	81.372	56.532
9	46	George RIGBY	Subaru Impreza Spec-C	SLS-C	11	56.125	2.974	81.262	56.651
10	37	Steven HUNTER	Mitsubishi Evo 7	SLS-P	10	56.979	3.828	80.044	58.221
11	131	Keith COWIE	Seat Leon Supercopa	SLS-D	8	57.091	3.940	79.887	57.257
12	99	Andy GORDON	Lotus 211	SLS-B	11	57.295	4.144	79.603	57.552
13	29	Archie BAIN	Subaru Impreza Type RA	SLS-A	11	57.296	4.145	79.601	57.474
14	63	Martyn HENRY	Vauxhall Astra VXR	SLS-C	12	57.606	4.455	79.173	57.656
15	65	Sam ELASSAR	McLaren 650S	SLS-A	11	57.619	4.468	79.155	57.831
16	76	Robbie WYPER	Mitsubishi Evo 8	SLS-C	11	58.384	5.233	78.118	58.449
17	44	Steven JEFFERIES	Mitsubishi Evo VI	SLS-D	10	58.480	5.329	77.990	58.523
18	25	Alastair MOWAT	BMW E46 M3	SLS-E	12	58.643	5.492	77.773	58.668
19	100	Paul TOUGH	BMW M3	SLS-D	9	59.018	5.867	77.279	59.144
20	5	Paul TOMLINSON	Subaru Impreza	SLS-D	10	59.998	6.847	76.017	1:00.045
21	78	David RYBOWSKI	Subaru Impreza WRX	SLS-D	7	1:00.026	6.875	75.981	1:08.796
22	15	Matt COLLINS	Porsche Cayman	SLS-E	12	1:00.165	7.014	75.806	1:00.379
23	3	Fred WALTON	Subaru Prodrive Impreza	SLS-D	9	1:00.409	7.258	75.499	1:05.565
24	103	Stuart ROBERTSON	Renault Clio	SLS-D	9	1:00.476	7.325	75.416	1:00.508
25	49	Alan TAIT	Subaru Impreza	SLS-D	10	1:00.712	7.561	75.123	1:01.251
26	67	Marshall WISHART	Mazda RX8	SLS-F	12	1:01.005	7.854	74.762	1:01.677
27	21	Scott ROBSON	Lotus Elise	SLS-F	11	1:01.086	7.935	74.663	1:01.459
28	66	Marten BONNER	Fiat Abarth 500	SLS-D	12	1:01.374	8.223	74.312	1:01.703
29	27	Paul WILSON	Renault Clio Cup	SLS-F	10	1:01.404	8.253	74.276	1:01.499
30	83	Fraser JAMIESON	Renault Clio 172 Ph1	SLS-E	10	1:01.428	8.277	74.247	1:01.697
31	89	Steven EYRE	Subaru Impreza STi	SLS-C	8	1:01.615	8.464	74.022	1:01.638
32	93	Allister PHILLIPS	Honda Prelude Si VTEC	SLS-F	9	1:01.663	8.512	73.964	1:02.183
33	26	Kevin KENSETT	Peugeot 106	SLS-E	9	1:01.685	8.534	73.938	1:01.932
34	81	Ian PITMAN	Subaru Impreza	SLS-F	7	1:01.800	8.649	73.800	1:02.167
35	43	Stuart BUCHAN	Renault Clio 172 Cup	SLS-E	11	1:02.216	9.065	73.307	1:02.304
36	48	Robert JOBSON	Audi A3 3.2	SLS-F	6	1:02.259	9.108	73.256	1:03.089
37	40	Scott WALKER	Subaru Impreza	SLS-C	11	1:02.605	9.454	72.851	1:02.653
38	16	Martin KELMAN	Renault Clio 172 Cup	SLS-E	9	1:02.739	9.588	72.695	1:02.981
39	87	Andy TAYLOR	Volkswagon Golf Cup	SLS-E	9	1:02.980	9.829	72.417	1:03.076
40	41	Neil METHVEN	Renault Clio 182	SLS-F	9	1:03.090	9.939	72.291	1:03.245
41	38	Chris HISLOP	Renault Clio 197	SLS-F	10	1:03.319	10.168	72.030	1:03.410
42	64	Andrew CAMERON	Porsche 911 Carrera	SLS-E	5	1:03.702	10.551	71.596	1:07.092
43	50	Gavin EDGAR	Renault Clio Williams	SLS-F	10	1:03.943	10.792	71.327	1:03.964

**Clerk of the Course.** **Orbits**

Sig : Time :  
 Chief Timekeeper : Ian Sharp (SMART Timing)  
 Results available at [www.mylaps.com](http://www.mylaps.com) and [www.smart-timing.co.uk](http://www.smart-timing.co.uk)



**Super Lap Scotland - Round 5**

Sorted on best lap time

Super Lap Scotland	Knockhill 1.267 miles
Practice - Overall	31/07/2016 11:05
Practice started at 10:45:14	

Pos	No.	Name	Make/Model	Class Code	Laps	Best Tm	Diff	Best Speed	2nd Best
44	53	Jamie GOUDIE	Mazda MX5	SLS-F	10	1:04.472	11.321	70.741	1:04.517
45	42	Alex MILNE	Audi TTRS Plus	SLS-D	10	1:04.771	11.620	70.415	1:06.702
46	358	Stavros COSTA	Peugeot GTi	SLS-E	12	1:04.971	11.820	70.198	1:05.030
47	187	Nick COOK	Volkswagon Golf Cup	SLS-E	11	1:05.237	12.086	69.912	1:06.822
48	59	Simon McWILLIAM	Renault Clio 172 Cup	SLS-F	6	1:05.810	12.659	69.303	1:06.760
49	132	Suzanne BUIST	Mini Cooper S	SLS-F	7	1:07.255	14.104	67.814	1:07.417
50	39	Martin PALMER	MGF Trophy 160	SLS-F	9	1:18.554	25.403	58.060	1:19.245
51	54	Steven McNAB	Renault Clio	SLS-F	1			-	
52	13	Lewis SKENE	Renault Megane RS	SLS-E	1			-	
53	35	Stephen HENDERSON	Sylva Riot	SLS-D	1			-	
54	45	Euan BEGBIE	Volkswagon Golf	SLS-D				-	

Clerk of the Course. Orbits

Sig : Time :  
 Chief Timekeeper : Ian Sharp (SMART Timing)  
 Results available at [www.mylaps.com](http://www.mylaps.com) and [www.smart-timing.co.uk](http://www.smart-timing.co.uk)



**Super Lap Scotland - Round 5**

**Sorted on Laps**

**MG Trophy** **Knockhill 1,267 miles**

**Stewart Robertson Memorial Trophy - Race 1** **31/07/2016 12:05**

**Race (20 Laps) started at 12:13:29**

Pos	No.	Name	Make/Model	CC	Class	Laps	Total Tm	Diff	Best Tm	In Lap	Best Speed
1	92	Graham ROSS	MG ZR 190	1800	A	20	19:58.933		58.944	13	77.376
2	87	Colin ROBERTSON	MG ZR 190	1800	A	20	20:01.274	2.341	59.067	18	77.215
3	16	Jason BURGESS	MG ZR 190	1800	A	20	20:19.139	20.206	59.542	10	76.599
4	99	Doug COLE	MG ZR 190	1800	A	20	20:25.302	26.369	1:00.047	4	75.955
5	15	Rob PERKINS	MG ZR 190	1800	A	20	20:28.697	29.764	1:00.487	5	75.402
6	131	Fergus CAMPBELL	MG ZR 170	1800	B	20	20:54.101	55.168	1:01.521	6	74.135
7	68	Lee SULLIVEN	MG ZR 170	1800	B	20	20:57.401	58.468	1:01.547	6	74.103
8	19	Richard MARSH	MG ZR 170	1800	B	20	21:01.172	1:02.239	1:01.864	15	73.724
9	88	James COLE	MG ZR 170	1800	B	19	20:04.597	1 Lap	1:02.322	5	73.182
10	33	Patrick BOOTH	MG ZR 170	1800	B	19	20:12.117	1 Lap	1:02.558	12	72.906
11	37	Mike HARRIS	MG ZR 170	1800	B	19	20:12.701	1 Lap	1:02.078	14	73.470
12	77	Robin WALKER	MG ZR 190	1800	A	19	20:15.990	1 Lap	1:01.955	16	73.615
13	74	Ian BOULTON	MG ZR 170	1800	B	19	20:26.238	1 Lap	1:03.009	13	72.384
14	57	Will PAYNE	MG ZR 160	1800	C	19	20:35.760	1 Lap	1:03.662	3	71.641
15	47	Alex FLOWER	MG ZR 170	1800	B	19	21:00.507	1 Lap	1:04.986	8	70.182
16	1	John GIL	MG ZR 160	1800	C	18	19:59.797	2 Laps	1:05.058	6	70.104
17	21	Dave HEASMAN	MG ZR 160	1800	C	18	20:35.853	2 Laps	1:06.556	3	68.526
18	12	Martin WEBBER	MG ZR 160	1800	C	18	20:56.205	2 Laps	1:07.906	11	67.164
<b>Not classified</b>											
DNF	69	Paul LUTI	MG ZR 170	1800	B	8	8:23.538	DNF	1:01.748	6	73.862
DNF	27	Tim MARTIN	MG ZR 160	1800	C	8	9:53.653	DNF	1:07.706	3	67.362

**Announcements**  
 New Track Record (58.944) for MG Trophy (A) by Graham ROSS.  
 Car No.77 - Racetime includes 10 second time penalty - Out of position on grid.

Margin of Victory	Avg. Speed	Best Lap Tm	Best Speed	Best Lap by
2.341	76.082	58.944	77.376	92 - Graham ROSS

**Clerk of the Course.** **Orbits**

Sig : Time :

Chief Timekeeper : Ian Sharp (SMART Timing)

Results available at [www.mylaps.com](http://www.mylaps.com) and [www.smart-timing.co.uk](http://www.smart-timing.co.uk)

Printed: 01/08/2016 19:21:03












# Super Lap Scotland - Round 5

## Lapchart

**MG Trophy**

**Knockhill 1.267 miles**

**Stewart Robertson Memorial Trophy - Race 1**

**31/07/2016 12:05**

**Race (20 Laps) started at 12:13:29**



Competitors	Laps																			
	1	2	3	4	5	6	7	8	9	10	11	12	13	14	15	16	17	18	19	20
Colin ROBERTSON (87)	1	87	87	87	87	87	92	92	92	92	92	92	92	92	92	92	92	92	92	92
Graham ROSS (92)	2	92	92	92	92	92	87	87	87	87	87	87	87	87	87	87	87	87	87	87
Jason BURGESS (16)	3	16	16	16	16	16	16	16	16	16	16	16	16	16	16	16	16	16	16	16
Doug COLE (99)	4	99	99	99	99	99	99	99	99	99	99	99	99	99	99	99	99	99	99	99
Paul LUTI (69)	5	69	69	69	15	15	15	15	15	15	15	15	15	15	15	15	15	15	15	15
Lee SULLIVAN (68)	6	68	68	15	69	69	69	69	68	68	68	68	68	68	68	131	131	131	131	131
Rob PERKINS (15)	7	15	15	68	68	68	68	68	69	131	131	131	131	131	131	68	68	68	68	68
Fergus CAMPBELL (131)	8	131	131	131	131	131	131	131	19	88	88	88	19	19	19	19	19	19	19	19
Patrick BOOTH (33)	9	33	19	19	19	19	19	19	88	19	19	19	88	88	88	88	88	88	88	88
Richard MARSH (19)	10	19	88	88	88	88	88	88	77	77	77	77	77	77	77	77	77	77	77	77
James COLE (88)	11	88	33	33	33	77	77	77	77	33	33	33	33	33	33	33	33	33	33	33
Robin WALKER (77)	12	77	77	77	77	33	33	33	33	37	37	37	37	37	37	37	37	37	37	37
Mike HARRIS (37)	13	37	37	37	37	37	37	37	37	74	74	74	74	74	74	74	74	74	74	74
Will PAYNE (57)	14	57	74	74	74	74	74	74	74	57	57	57	57	57	57	57	57	57	57	57
Ian BOULTON (74)	15	74	57	57	57	57	57	57	57	47	47	47	47	47	47	47	47	47	47	47
Alex FLOWER (47)	16	47	47	47	47	47	47	47	47	1	1	1	1	1	1	1	1	1	1	1
John GIL (1)	17	1	1	1	1	1	1	1	1	21	21	21	21	21	21	21	21	21	21	21
Dave HEASMAN (21)	18	21	21	21	21	21	21	21	21	12	12	12	12	12	12	12	12	12	12	12
Martin WEBBER (12)	19	12	12	12	12	12	12	12	12											
Tim MARTIN (27)	20	27	27	27	27	27	27	27	27											

Margin of Victory	Avg. Speed	Best Lap Tm	Best Speed	Best Lap by
2.341	76.082	58.944	77.376	92 - Graham ROSS

**Clerk of the Course.**

Sig :                    Time :

Chief Timekeeper : Ian Sharp (SMART Timing)

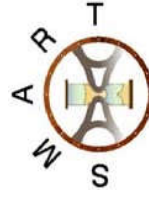
Results available at [www.mylaps.com](http://www.mylaps.com) and [www.smart-timing.co.uk](http://www.smart-timing.co.uk)







Sprint No.	Name	Make	Timed 1			Timed 2			Best
			Intermediate	Flying Lap	Finish	Intermediate	Flying Lap	Finish	
715	Stewart R ROBB	Pilbeam MP88	42.65	44.67	87.32	41.82	43.62	85.44	
1	Colin CALDER	Gould GR55	42.80	45.02	87.82	41.41	45.17	86.58	
11	Heather CALDER	Gould GR55	42.77	44.65	87.42	42.49	44.46	86.95	
15	Stewart ROBB	Pilbeam MP88	43.31	45.56	88.87	42.98	44.80	87.78	
3	John GRAHAM	Gould RGR55B	45.00	47.56	92.56	44.70	46.94	91.64	
14	Terry HOLMES	Lola Tegra Judd	45.65	47.47	93.12	45.36	47.96	93.12	
5	Steve MILES	Van Diemen RF96	44.86	48.27	93.13	46.24	48.92	95.16	
19	Matt CARTER	Radical PR6	48.00	51.51	99.51	48.18	51.34	99.52	
12	Jim BELT	Juno TR400	48.15	52.09	100.24	47.96	52.03	99.99	
714	Graham PORRETT	Lola Tegra T90	49.44	51.07	100.51	49.49	51.98	101.47	
16	Nicholas ALGAR	DJ Firehawk	48.33	52.25	100.58	48.13	53.26	101.39	
18	Louise CALDER	Jedi Mk1	49.09	52.07	101.16	49.36	51.83	101.19	
13	Eric KILTIE	Caterham	58.57	62.68	121.25	59.13	64.20	123.33	
17	Colin METCALFE	OMS 2000	101.31		NTR	53.90		NTR	



Scottish Motorsports Automatic Race Timing

**Super Lap Scotland - Round 5**

**Sorted on best lap time**

<b>Super Lap Scotland</b>	<b>Knockhill 1.267 miles</b>
<b>Qualifying - Group 1</b>	<b>31/07/2016 13:20</b>
<b>Practice (15:00 Time) started at 13:04:54</b>	

Pos	No.	Name	Make/Model	Class Code	Laps	Best Tm	Diff	Best Speed	2nd Best
<b>1</b>	<b>21</b>	<b>Scott ROBSON</b>	Lotus Elise	SLS-F	<b>14</b>	<b>1:00.088</b>		75.903	1:00.502
<b>2</b>	<b>67</b>	<b>Marshall WISHART</b>	Mazda RX8	SLS-F	<b>13</b>	<b>1:00.932</b>	0.844	74.851	1:00.990
<b>3</b>	<b>81</b>	<b>Ian PITMAN</b>	Subaru Impreza	SLS-F	<b>11</b>	<b>1:01.179</b>	1.091	74.549	1:01.291
<b>4</b>	<b>93</b>	<b>Allister PHILLIPS</b>	Honda Prelude Si VTEC	SLS-F	<b>13</b>	<b>1:01.355</b>	1.267	74.335	1:01.545
<b>5</b>	<b>48</b>	<b>Robert JOBSON</b>	Audi A3 3.2	SLS-F	<b>12</b>	<b>1:01.643</b>	1.555	73.988	1:01.862
<b>6</b>	<b>41</b>	<b>Neil METHVEN</b>	Renault Clio 182	SLS-F	<b>8</b>	<b>1:01.908</b>	1.820	73.671	1:02.393
<b>7</b>	<b>27</b>	<b>Paul WILSON</b>	Renault Clio Cup	SLS-F	<b>10</b>	<b>1:02.181</b>	2.093	73.348	1:02.579
<b>8</b>	<b>54</b>	<b>Steven McNAB</b>	Renault Clio	SLS-F	<b>11</b>	<b>1:02.418</b>	2.330	73.069	1:02.605
<b>9</b>	<b>87</b>	<b>Andy TAYLOR</b>	Volkswagon Golf Cup	SLS-E	<b>10</b>	<b>1:02.608</b>	2.520	72.848	1:03.411
<b>10</b>	<b>38</b>	<b>Chris HISLOP</b>	Renault Clio 197	SLS-F	<b>13</b>	<b>1:02.825</b>	2.737	72.596	1:02.904
<b>11</b>	<b>50</b>	<b>Gavin EDGAR</b>	Renault Clio Williams	SLS-F	<b>13</b>	<b>1:03.648</b>	3.560	71.657	1:03.987
<b>12</b>	<b>53</b>	<b>Jamie GOUDIE</b>	Mazda MX5	SLS-F	<b>13</b>	<b>1:04.792</b>	4.704	70.392	1:04.848
<b>13</b>	<b>59</b>	<b>Simon McWILLIAM</b>	Renault Clio 172 Cup	SLS-F	<b>7</b>	<b>1:05.061</b>	4.973	70.101	1:05.427
<b>14</b>	<b>132</b>	<b>Suzanne BUIST</b>	Mini Cooper S	SLS-F	<b>8</b>	<b>1:06.453</b>	6.365	68.633	1:07.731
<b>15</b>	<b>39</b>	<b>Martin PALMER</b>	MGF Trophy 160	SLS-F	<b>10</b>	<b>1:15.887</b>	15.799	60.100	1:16.268

**Announcements**

Car No.41 - Selected lap times disallowed - Exceeding track limits.

**Clerk of the Course.** **Orbits**

Sig :                      Time :  
 Chief Timekeeper : Ian Sharp (SMART Timing)  
 Results available at [www.mylaps.com](http://www.mylaps.com) and [www.smart-timing.co.uk](http://www.smart-timing.co.uk)





# Super Lap Scotland - Round 5

**Super Lap Scotland** **Knockhill 1.267 miles**  
**Qualifying - Group 1** **31/07/2016 13:20**  
**Practice (15:00 Time) started at 13:04:54**

Lap	Time of Day	Lap Tm	S1	S2	S3	S3Spd	SFSpd	Lap	Time of Day	Lap Tm	S1	S2	S3	S3Spd	SFSpd
-----	-------------	--------	----	----	----	-------	-------	-----	-------------	--------	----	----	----	-------	-------

(53) Jamie GOUDIE

1	13:06:46.035			39.491	26.169	46.700									
2	13:07:53.507	<b>1:07.472</b>	21.843	25.021	20.608	85.054									
3	13:09:01.708	<b>1:08.201</b>	23.373	24.697	20.131	85.379									
4	13:10:08.154	<b>1:06.446</b>	21.065	25.527	19.854	81.839									
5	13:11:13.658	<b>1:05.504</b>	21.011	24.210	20.283	85.379									
6	13:12:19.294	<b>1:05.636</b>	21.695	24.345	19.596	84.518									
7	13:13:24.086	<b>1:04.792</b>	21.206	<b>24.079</b>	<b>19.507</b>	84.732									
8	13:14:32.138	<b>1:08.052</b>	20.766	24.461	22.825	85.596									
9	13:15:42.628	<b>1:10.490</b>	21.653	27.698	21.139	83.054									
10	13:16:47.779	<b>1:05.151</b>	20.773	24.208	20.170	78.765									
11	13:17:52.627	<b>1:04.848</b>	<b>20.753</b>	24.181	19.914	84.518									
12	13:19:02.876	<b>1:10.249</b>	25.129	24.798	20.322	84.625									
13	13:20:08.237	<b>1:05.361</b>	21.287	24.139	19.935	<b>85.815</b>									

(59) Simon McWILLIAM

1	13:07:18.616			35.422	30.839	49.673									
2	13:08:29.462	<b>1:10.846</b>	24.134	26.615	20.097	88.416									
3	13:09:34.889	<b>1:05.427</b>	21.440	24.857	19.130	<b>91.802</b>									
4	13:10:47.858	<b>1:12.969</b>	21.394	26.325	25.250	43.833									
5	13:12:06.200	<b>1:18.342</b>	30.677	27.711	19.954	90.077									
6	13:13:11.261	<b>1:05.061</b>	<b>21.136</b>	<b>24.828</b>	<b>19.097</b>	91.179									
7	13:14:35.162	<b>1:23.901</b>	24.333	32.389	27.179	75.487	<b>28.460</b>								

(132) Suzanne BUIST

1	13:06:58.263			34.749	31.645	35.043									
2	13:08:09.478	<b>1:11.215</b>	22.799	27.240	21.176	82.139									
3	13:09:17.209	<b>1:07.731</b>	22.439	25.634	19.658	91.802									
4	13:10:35.839	<b>1:18.630</b>	23.759	30.134	24.737	84.732									
5	13:12:56.690	<b>2:20.851</b>	1:24.480	34.489	21.882	66.575									
6	13:14:04.585	<b>1:07.895</b>	22.623	25.372	19.900	<b>94.651</b>									
7	13:15:11.038	<b>1:06.453</b>	<b>21.851</b>	<b>25.291</b>	<b>19.311</b>	92.818									
8	13:16:39.206	<b>1:28.168</b>	25.341	36.742	26.085	55.830									

(39) Martin PALMER

1	13:07:22.758			36.079	32.129	34.879									
2	13:08:39.026	<b>1:16.268</b>	<b>25.065</b>	29.313	21.890	<b>83.054</b>									
3	13:10:10.612	<b>1:31.586</b>	28.932	40.294	22.360	79.511									
4	13:11:38.067	<b>1:27.455</b>	28.922	31.646	26.887	67.445									
5	13:13:05.890	<b>1:27.823</b>	32.251	30.835	24.737	65.280									
6	13:14:26.797	<b>1:20.907</b>	25.442	30.774	24.691	67.108									
7	13:15:42.684	<b>1:15.887</b>	25.315	<b>28.740</b>	<b>21.832</b>	81.540									
8	13:17:10.917	<b>1:28.233</b>	30.432	32.965	24.836	71.089									
9	13:18:29.131	<b>1:18.214</b>	25.770	30.184	22.260	77.941									
10	13:20:01.865	<b>1:32.734</b>	29.716	33.875	29.143	56.204									

**Clerk of the Course.** **Orbits**

**Sig :** **Time :**  
**Chief Timekeeper : Ian Sharp (SMART Timing)**  
**Results available at [www.mylaps.com](http://www.mylaps.com) and [www.smart-timing.co.uk](http://www.smart-timing.co.uk)**





# Super Lap Scotland - Round 5

Sorted on best lap time

Super Lap Scotland Knockhill 1.267 miles

Qualifying - Group 2 31/07/2016 13:40

Practice (15:00 Time) started at 13:23:54

Pos	No.	Name	Make/Model	Class Code	Laps	Best Tm	Diff	Best Speed	2nd Best
1	44	Steven JEFFERIES	Mitsubishi Evo VI	SLS-D	11	58.221		78.337	58.504
2	25	Alastair MOWAT	BMW E46 M3	SLS-E	14	58.674	0.453	77.732	58.711
3	3	Fred WALTON	Subaru Prodrive Impreza	SLS-D	10	59.250	1.029	76.976	1:01.088
4	66	Marten BONNER	Fiat Abarth 500	SLS-D	14	1:00.083	1.862	75.909	1:00.642
5	15	Matt COLLINS	Porsche Cayman	SLS-E	13	1:00.108	1.887	75.877	1:00.349
6	49	Alan TAIT	Subaru Impreza	SLS-D	11	1:00.190	1.969	75.774	1:00.404
7	26	Kevin KENSETT	Peugeot 106	SLS-E	11	1:01.209	2.988	74.513	1:01.271
8	83	Fraser JAMIESON	Renault Clio 172 Ph1	SLS-E	10	1:01.256	3.035	74.455	1:01.268
9	43	Stuart BUCHAN	Renault Clio 172 Cup	SLS-E	12	1:01.405	3.184	74.275	1:01.797
10	13	Lewis SKENE	Renault Megane RS	SLS-E	14	1:01.545	3.324	74.106	1:01.818
11	64	Andrew CAMERON	Porsche 911 Carrera	SLS-E	7	1:01.614	3.393	74.023	1:02.272
12	16	Martin KELMAN	Renault Clio 172 Cup	SLS-E	13	1:02.486	4.265	72.990	1:02.489
13	42	Alex MILNE	Audi TTRS Plus	SLS-D	12	1:02.652	4.431	72.796	1:02.738
14	187	Nick COOK	Volkswagon Golf Cup	SLS-E	13	1:03.483	5.262	71.843	1:03.613
15	358	Stavros COSTA	Peugeot 205 GTi	SLS-E	13	1:03.777	5.556	71.512	1:04.038

Clerk of the Course. Orbits

Sig : Time :  
 Chief Timekeeper : Ian Sharp (SMART Timing)  
 Results available at [www.mylaps.com](http://www.mylaps.com) and [www.smart-timing.co.uk](http://www.smart-timing.co.uk)





# Super Lap Scotland - Round 5

**Super Lap Scotland** Knockhill 1.267 miles  
**Qualifying - Group 2** 31/07/2016 13:40  
**Practice (15:00 Time) started at 13:23:54**

Lap	Time of Day	Lap Tm	S1	S2	S3	S3Spd	SFSpd
7	13:31:39.818	<b>1:04.399</b>	19.984	23.600	20.815	99.419	<b>32.864</b>
<b>(16) Martin KELMAN</b>							
1	13:25:31.279			32.201	21.733	61.793	
2	13:26:36.903	<b>1:05.624</b>	20.475	24.113	21.036	<b>93.857</b>	
3	13:27:51.178	<b>1:14.275</b>	28.321	26.773	19.181	92.690	
4	13:28:53.999	<b>1:02.821</b>	20.215	23.904	18.702	93.205	
5	13:29:57.368	<b>1:03.369</b>	20.221	23.882	19.266	92.818	
6	13:31:00.221	<b>1:02.853</b>	20.254	23.786	18.813	93.726	
7	13:32:02.902	<b>1:02.681</b>	20.128	23.732	18.821	92.947	
8	13:33:22.561	<b>1:19.659</b>	22.825	30.931	25.903	60.403	
9	13:34:35.110	<b>1:12.549</b>	22.583	28.713	21.253	73.102	
10	13:35:37.682	<b>1:02.572</b>	20.140	23.758	<b>18.674</b>	93.726	
11	13:36:40.171	<b>1:02.489</b>	20.092	<b>23.669</b>	18.728	92.818	
12	13:37:42.657	<b>1:02.486</b>	<b>20.084</b>	23.688	18.714	93.465	
13	13:39:27.573	<b>1:44.916</b>	36.198	40.617	28.101	52.551	

<b>(42) Alex MILNE</b>							
1	13:25:33.081			31.974	22.444	67.041	
2	13:26:44.473	<b>1:11.392</b>	22.961	27.671	20.760	86.146	
3	13:28:02.349	<b>1:17.876</b>	23.349	29.038	25.489	86.035	68.687
4	13:29:05.876	<b>1:03.527</b>	21.528	<b>23.789</b>	18.210	<b>106.520</b>	
5	13:30:08.979	<b>1:03.103</b>	20.566	24.205	18.332	100.011	
6	13:31:12.920	<b>1:03.941</b>	20.902	24.816	18.223	102.926	
7	13:32:35.920	<b>1:23.000</b>	22.911	36.250	23.839	78.672	
8	13:33:51.610	<b>1:15.690</b>	27.617	28.613	19.460	97.682	
9	13:34:54.262	<b>1:02.652</b>	20.549	23.917	<b>18.186</b>	106.015	
10	13:36:07.363	<b>1:13.101</b>	23.635	28.627	20.839	90.320	
11	13:37:10.101	<b>1:02.738</b>	<b>20.328</b>	24.077	18.333	105.681	<b>96.697</b>
12	13:38:31.417	<b>1:21.316</b>	21.762	32.003	27.551	62.894	37.680

<b>(187) Nick COOK</b>							
1	13:26:02.856			36.925	28.373	43.295	
2	13:27:08.234	<b>1:05.378</b>	21.764	24.319	19.295	93.595	
3	13:28:13.735	<b>1:05.501</b>	21.675	24.619	19.207	93.465	
4	13:29:22.493	<b>1:08.758</b>	24.213	25.200	19.345	93.335	
5	13:30:26.791	<b>1:04.298</b>	21.355	23.773	19.170	95.731	
6	13:31:31.369	<b>1:04.578</b>	21.154	24.275	19.149	93.076	
7	13:32:34.982	<b>1:03.613</b>	20.917	<b>23.727</b>	18.969	93.595	
8	13:33:38.465	<b>1:03.483</b>	20.872	23.854	<b>18.757</b>	<b>96.419</b>	
9	13:34:43.620	<b>1:05.155</b>	<b>20.558</b>	24.955	19.642	92.181	
10	13:35:47.998	<b>1:04.378</b>	21.241	24.110	19.027	95.731	
11	13:37:14.004	<b>1:26.006</b>	26.100	34.739	25.167	42.771	<b>86.368</b>
12	13:38:19.033	<b>1:05.029</b>	21.131	24.034	19.864	95.595	
13	13:39:35.115	<b>1:16.082</b>	24.208	26.956	24.918	78.214	35.639

<b>(358) Stavros COSTA</b>							
1	13:25:41.570			33.440	21.902	66.246	
2	13:26:46.391	<b>1:04.821</b>	20.763	24.556	19.502	90.809	
3	13:27:53.948	<b>1:07.557</b>	22.579	25.929	19.049	92.562	
4	13:28:58.316	<b>1:04.368</b>	20.738	24.786	<b>18.844</b>	91.552	
5	13:30:02.648	<b>1:04.332</b>	20.921	<b>24.237</b>	19.174	<b>93.335</b>	
6	13:31:06.701	<b>1:04.053</b>	20.674	24.410	18.969	92.690	
7	13:32:10.478	<b>1:03.777</b>	20.505	24.401	18.871	93.205	
8	13:33:15.115	<b>1:04.637</b>	20.632	25.031	18.974	92.181	
9	13:34:19.688	<b>1:04.573</b>	20.677	24.675	19.221	90.686	
10	13:35:23.726	<b>1:04.038</b>	20.429	24.626	18.983	92.947	
11	13:36:28.000	<b>1:04.274</b>	<b>20.334</b>	24.694	19.246	91.677	
12	13:37:47.578	<b>1:19.578</b>	26.994	31.173	21.411	69.183	
13	13:38:58.251	<b>1:10.673</b>	22.941	28.786	18.946	92.562	

**Super Lap Scotland - Round 5**
**Sorted on best lap time**

Super Lap Scotland	Knockhill 1.267 miles
Qualifying - Group 3	31/07/2016 14:00
Practice (15:00 Time) started at 13:41:30	

Pos	No.	Name	Make/Model	Class Code	Laps	Best Tm	Diff	Best Speed	2nd Best
1	55	Fiona KINDNESS	Subaru Impreza STi Type R	SLS-B	10	55.050		82.849	55.179
2	34	Blair McCONACHIE	Caterham Superlight R	SLS-C	10	55.401	0.351	82.324	55.701
3	56	Adam KINDNESS	Subaru Impreza STi Type R	SLS-B	8	55.446	0.396	82.257	55.738
4	46	George RIGBY	Subaru Impreza Spec-C	SLS-C	13	55.871	0.821	81.632	56.373
5	76	Robbie WYPER	Mitsubishi Evo 8	SLS-C	13	57.352	2.302	79.524	57.803
6	131	Keith COWIE	Seat Leon Supercopa	SLS-D	11	57.390	2.340	79.471	57.422
7	63	Martyn HENRY	Vauxhall Astra VXR	SLS-C	12	57.513	2.463	79.301	57.845
8	100	Paul TOUGH	BMW M3	SLS-D	13	58.089	3.039	78.515	58.370
9	103	Stuart ROBERTSON	Renault Clio	SLS-D	7	59.618	4.568	76.501	1:00.094
10	5	Paul TOMLINSON	Subaru Impreza	SLS-D	11	59.774	4.724	76.301	1:00.565
11	89	Steven EYRE	Subaru Impreza STi	SLS-C	13	1:00.070	5.020	75.925	1:00.564
12	78	David RYBOWSKI	Subaru Impreza WRX	SLS-D	5	1:01.868	6.818	73.719	1:09.310
13	40	Scott WALKER	Subaru Impreza	SLS-C	13	1:02.975	7.925	72.423	1:03.100

**Clerk of the Course.**

Sig : \_\_\_\_\_ Time : \_\_\_\_\_  
 Chief Timekeeper : Ian Sharp (SMART Timing)  
 Results available at [www.mylaps.com](http://www.mylaps.com) and [www.smart-timing.co.uk](http://www.smart-timing.co.uk)









# Super Lap Scotland - Round 5

<b>Super Lap Scotland</b>	<b>Knockhill 1.267 miles</b>
<b>Qualifying - Group 3</b>	<b>31/07/2016 14:00</b>
<b>Practice (15:00 Time) started at 13:41:30</b>	

Lap	Time of Day	Lap Tm	S1	S2	S3	S3Spd	SFSpd	Lap	Time of Day	Lap Tm	S1	S2	S3	S3Spd	SFSpd
4	13:48:17.986	<b>2:29.553</b>	1:33.844	32.940	22.769	49.820									
5	13:49:27.296	<b>1:09.310</b>	<b>19.909</b>	24.036	25.365	89.002									
<b>(40) Scott WALKER</b>															
1	13:43:12.195			36.987	22.830	63.249									
2	13:44:15.823	<b>1:03.628</b>	20.577	24.471	18.580	104.043									
3	13:45:18.798	<b>1:02.975</b>	20.457	24.256	18.262	<b>105.020</b>									
4	13:46:33.236	<b>1:14.438</b>	24.102	28.242	22.094	61.007									
5	13:47:51.266	<b>1:18.030</b>	20.613	33.862	23.555	63.309									
6	13:48:54.796	<b>1:03.530</b>	20.266	24.293	18.971	103.242									
7	13:50:01.388	<b>1:06.592</b>	22.050	25.690	18.852	90.686									
8	13:51:10.008	<b>1:08.620</b>	20.276	26.677	21.667	95.188									
9	13:52:20.857	<b>1:10.849</b>	23.379	27.724	19.746	78.950									
10	13:53:23.957	<b>1:03.100</b>	20.255	<b>24.166</b>	18.679	103.402									
11	13:54:47.384	<b>1:23.427</b>	27.487	32.099	23.841	55.970									
12	13:55:51.388	<b>1:04.004</b>	21.048	24.743	<b>18.213</b>	104.692									
13	13:56:54.848	<b>1:03.460</b>	<b>20.174</b>	24.610	18.676	102.611									

**Clerk of the Course.** **Orbits**

**Sig :** **Time :**  
**Chief Timekeeper : Ian Sharp (SMART Timing)**  
**Results available at [www.mylaps.com](http://www.mylaps.com) and [www.smart-timing.co.uk](http://www.smart-timing.co.uk)**  
**Printed: 01/08/2016 18:39:41**





# Super Lap Scotland - Round 5

Sorted on best lap time

Super Lap Scotland Knockhill 1.267 miles

Qualifying - Group 4 31/07/2016 14:20

Practice (15:00 Time) started at 14:01:24

Pos	No.	Name	Make/Model	Class Code	Laps	Best Tm	Diff	Best Speed	2nd Best
1	62	Paul RANKIN	Subaru Impreza RB320	SLS-P	4	52.257		87.277	1:08.991
2	88	Andrew BARBOUR	Subaru Legacy GL	SLS-P	12	52.702	0.445	86.540	52.802
3	79	Eric HOLMES	Mitsubishi Evo	SLS-P	7	54.091	1.834	84.318	55.420
4	2	Steven DARLEY	Subaru Legacy GL	SLS-P	9	54.763	2.506	83.283	55.189
5	7	David LONG	Caterham R400	SLS-B	14	55.316	3.059	82.451	55.385
6	29	Archie BAIN	Subaru Impreza Type RA	SLS-A	12	55.856	3.599	81.654	56.757
7	65	Sam ELASSAR	McLaren 650LT	SLS-A	15	57.224	4.967	79.702	57.443
8	99	Andy GORDON	Lotus 211	SLS-B	13	57.292	5.035	79.607	57.314
9	37	Steven HUNTER	Mitsubishi Evo 7	SLS-P	14	57.393	5.136	79.467	57.480
10	32	John STEVENSON	Subaru Impreza	SLS-A	3	1:04.374	12.117	70.849	1:05.721

Clerk of the Course. Orbits

Sig : Time :

Chief Timekeeper : Ian Sharp (SMART Timing)

Results available at [www.mylaps.com](http://www.mylaps.com) and [www.smart-timing.co.uk](http://www.smart-timing.co.uk)

Printed: 01/08/2016 18:41:28





**Super Lap Scotland - Round 5**

**Sorted on best lap time**

**Super Lap Scotland** **Knockhill 1.267 miles**

**Qualifying - Overall** **31/07/2016 13:20**

**Practice (15:00 Time) started at 13:04:54**

Pos	No.	Name	Make/Model	Class Code	Laps	Best Tm	Diff	Best Speed	2nd Best
1	62	Paul RANKIN	Subaru Impreza RB320	SLS-P	4	52.257		87.277	1:08.991
2	88	Andrew BARBOUR	Subaru Legacy GL	SLS-P	12	52.702	0.445	86.540	52.802
3	79	Eric HOLMES	Mitsubishi Evo	SLS-P	7	54.091	1.834	84.318	55.420
4	2	Steven DARLEY	Subaru Legacy GL	SLS-P	9	54.763	2.506	83.283	55.189
5	55	Fiona KINDNESS	Subaru Impreza STI Type R	SLS-B	10	55.050	2.793	82.849	55.179
6	7	David LONG	Caterham R400	SLS-B	14	55.316	3.059	82.451	55.385
7	34	Blair McCONACHIE	Caterham Superlight R	SLS-C	10	55.401	3.144	82.324	55.701
8	56	Adam KINDNESS	Subaru Impreza STI Type R	SLS-B	8	55.446	3.189	82.257	55.738
9	29	Archie BAIN	Subaru Impreza Type RA	SLS-A	13	55.856	3.599	81.654	56.757
10	46	George RIGBY	Subaru Impreza Spec-C	SLS-C	14	55.871	3.614	81.632	56.373
11	65	Sam ELASSAR	McLaren 650S	SLS-A	15	57.224	4.967	79.702	57.443
12	99	Andy GORDON	Lotus 211	SLS-B	14	57.292	5.035	79.607	57.314
13	76	Robbie WYPER	Mitsubishi Evo 8	SLS-C	14	57.352	5.095	79.524	57.803
14	131	Keith COWIE	Seat Leon Supercopa	SLS-D	11	57.390	5.133	79.471	57.422
15	37	Steven HUNTER	Mitsubishi Evo 7	SLS-P	14	57.393	5.136	79.467	57.480
16	63	Martyn HENRY	Vauxhall Astra VXR	SLS-C	12	57.513	5.256	79.301	57.845
17	100	Paul TOUGH	BMW M3	SLS-D	14	58.089	5.832	78.515	58.370
18	44	Steven JEFFERIES	Mitsubishi Evo VI	SLS-D	11	58.221	5.964	78.337	58.504
19	25	Alastair MOWAT	BMW E46 M3	SLS-E	14	58.674	6.417	77.732	58.711
20	3	Fred WALTON	Subaru Prodrive Impreza	SLS-D	10	59.250	6.993	76.976	1:01.088
21	103	Stuart ROBERTSON	Renault Clio	SLS-D	7	59.618	7.361	76.501	1:00.094
22	5	Paul TOMLINSON	Subaru Impreza	SLS-D	11	59.774	7.517	76.301	1:00.565
23	89	Steven EYRE	Subaru Impreza STI	SLS-C	14	1:00.070	7.813	75.925	1:00.564
24	66	Marten BONNER	Fiat Abarth 500	SLS-D	15	1:00.083	7.826	75.909	1:00.642
25	21	Scott ROBSON	Lotus Elise	SLS-F	14	1:00.088	7.831	75.903	1:00.502
26	15	Matt COLLINS	Porsche Cayman	SLS-E	14	1:00.108	7.851	75.877	1:00.349
27	49	Alan TAIT	Subaru Impreza	SLS-D	11	1:00.190	7.933	75.774	1:00.404
28	67	Marshall WISHART	Mazda RX8	SLS-F	13	1:00.932	8.675	74.851	1:00.990
29	81	Ian PITMAN	Subaru Impreza	SLS-F	11	1:01.179	8.922	74.549	1:01.291
30	26	Kevin KENSETT	Peugeot 106	SLS-E	11	1:01.209	8.952	74.513	1:01.271
31	83	Fraser JAMIESON	Renault Clio 172 Ph1	SLS-E	10	1:01.256	8.999	74.455	1:01.268
32	93	Allister PHILLIPS	Honda Prelude Si VTEC	SLS-F	14	1:01.355	9.098	74.335	1:01.545
33	43	Stuart BUCHAN	Renault Clio 172 Cup	SLS-E	12	1:01.405	9.148	74.275	1:01.797
34	13	Lewis SKENE	Renault Megane RS	SLS-E	15	1:01.545	9.288	74.106	1:01.818
35	64	Andrew CAMERON	Porsche 911 Carrera	SLS-E	7	1:01.614	9.357	74.023	1:02.272
36	48	Robert JOBSON	Audi A3 3.2	SLS-F	12	1:01.643	9.386	73.988	1:01.862
37	78	David RYBOWSKI	Subaru Impreza WRX	SLS-D	5	1:01.868	9.611	73.719	1:09.310
38	41	Neil METHVEN	Renault Clio 182	SLS-F	8	1:01.908	9.651	73.671	1:02.217
39	27	Paul WILSON	Renault Clio Cup	SLS-F	10	1:02.181	9.924	73.348	1:02.579
40	54	Steven MCNAB	Renault Clio	SLS-F	11	1:02.418	10.161	73.069	1:02.605
41	16	Martin KELMAN	Renault Clio 172 Cup	SLS-E	13	1:02.486	10.229	72.990	1:02.489
42	87	Andy TAYLOR	Volkswagon Golf Cup	SLS-E	10	1:02.608	10.351	72.848	1:03.411
43	42	Alex MILNE	Audi TTRS Plus	SLS-D	12	1:02.652	10.395	72.796	1:02.738

**Clerk of the Course.** **Orbits**

Sig : Time :  
 Chief Timekeeper : Ian Sharp (SMART Timing)  
 Results available at [www.mylaps.com](http://www.mylaps.com) and [www.smart-timing.co.uk](http://www.smart-timing.co.uk)



**Super Lap Scotland - Round 5**
**Sorted on best lap time**

Super Lap Scotland	Knockhill 1.267 miles
Qualifying - Overall	31/07/2016 13:20
Practice (15:00 Time) started at 13:04:54	

Pos	No.	Name	Make/Model	Class Code	Laps	Best Tm	Diff	Best Speed	2nd Best
44	38	Chris HISLOP	Renault Clio 197	SLS-F	13	1:02.825	10.568	72.596	1:02.904
45	40	Scott WALKER	Subaru Impreza	SLS-C	14	1:02.975	10.718	72.423	1:03.100
46	187	Nick COOK	Volkswagon Golf Cup	SLS-E	13	1:03.483	11.226	71.843	1:03.613
47	50	Gavin EDGAR	Renault Clio Williams	SLS-F	13	1:03.648	11.391	71.657	1:03.987
48	358	Stavros COSTA	Peugeot GTi	SLS-E	14	1:03.777	11.520	71.512	1:04.038
49	32	John STEVENSON	Subaru Impreza	SLS-A	3	1:04.374	12.117	70.849	1:05.721
50	53	Jamie GOUDIE	Mazda MX5	SLS-F	13	1:04.792	12.535	70.392	1:04.848
51	59	Simon McWILLIAM	Renault Clio 172 Cup	SLS-F	7	1:05.061	12.804	70.101	1:05.427
52	132	Suzanne BUIST	Mini Cooper S	SLS-F	8	1:06.453	14.196	68.633	1:07.731
53	39	Martin PALMER	MGF Trophy 160	SLS-F	10	1:15.887	23.630	60.100	1:16.268

**Clerk of the Course.** **Orbits**

 Sig :                      Time :  
 Chief Timekeeper : Ian Sharp (SMART Timing)  
 Results available at [www.mylaps.com](http://www.mylaps.com) and [www.smart-timing.co.uk](http://www.smart-timing.co.uk)




## Edinburgh Watch Company - Perfect Lap comparison

No.	Name	Class	Best Sector 1	Best Sector 2	Best Sector 3	Perfect Lap	Best Lap	Difference	Tiebreak	
									2nd Best Lap	Difference
48	Robert JOBSON	F	19.746	23.447	18.450	01.01.643	1:01.643	0:00.000	1:01.862	0:00.219
44	Steven JEFFERIES	D	18.876	22.304	17.041	00.58.221	0:58.221	0:00.000	0:58.504	0:00.283
59	Simon McWILLIAM	F	21.136	24.828	19.097	01.05.061	1:05.061	0:00.000	1:05.427	0:00.366
2	Steven DARLEY	Pro	17.909	20.667	16.187	00.54.763	0:54.763	0:00.000	0:55.189	0:00.426
5	Paul TOMLINSON	D	19.454	22.821	17.499	00.59.774	0:59.774	0:00.000	1:00.565	0:00.791
29	Archie BAIN	A	18.535	21.569	15.752	00.55.856	0:55.856	0:00.000	0:56.757	0:00.901
132	Suzanne BUIST	F	21.851	25.291	19.311	01.06.453	1:06.453	0:00.000	1:07.731	0:01.278
3	Fred WALTON	D	19.667	22.558	17.025	00.59.250	0:59.250	0:00.000	1:01.088	0:01.838
62	Paul RANKIN	Pro	17.450	19.950	14.857	00.52.257	0:52.257	0:00.000	1:08.991	0:16.734
87	Andy TAYLOR	E	20.353	23.504	18.733	01.02.590	1:02.608	0:00.018		
79	Eric HOLMES	Pro	17.611	20.629	15.826	00.54.066	0:54.091	0:00.025		
13	Lewis SKENE	E	19.857	23.402	18.258	01.01.517	1:01.545	0:00.028		
93	Allister PHILLIPS	F	19.687	23.152	18.485	01.01.324	1:01.355	0:00.031		
15	Matt COLLINS	E	19.535	22.728	17.795	01.00.058	1:00.108	0:00.050		
46	George RIGBY	C	18.284	21.408	16.126	00.55.818	0:55.871	0:00.053		
16	Martin KELMAN	E	20.084	23.669	18.674	01.02.427	1:02.486	0:00.059		
34	Blair McCONACHIE	C	17.766	21.069	16.483	00.55.318	0:55.401	0:00.083		
81	Ian PITMAN	F	20.024	22.878	18.174	01.01.076	1:01.179	0:00.103		
66	Marten BONNER	D	19.383	22.639	17.947	00.59.969	1:00.083	0:00.114		
63	Martyn HENRY	C	18.583	21.551	17.265	00.57.399	0:57.513	0:00.114		
41	Neil METHVEN	F	19.946	23.269	18.578	01.01.793	1:01.908	0:00.115		
50	Gavin EDGAR	F	20.368	24.145	19.017	01.03.530	1:03.648	0:00.118		
103	Stuart ROBERTSON	D	18.987	22.688	17.803	00.59.478	0:59.618	0:00.140		
27	Paul WILSON	F	19.879	23.317	18.833	01.02.029	1:02.181	0:00.152		
7	David LONG	B	17.814	21.204	16.130	00.55.148	0:55.316	0:00.168		
54	Steven McNAB	F	19.995	23.607	18.648	01.02.250	1:02.418	0:00.168		
64	Andrew CAMERON	E	19.982	23.047	18.404	01.01.433	1:01.614	0:00.181		
78	David RYBOWSKI	D	19.909	23.479	18.290	01.01.678	1:01.868	0:00.190		
55	Fiona KINDNESS	B	18.197	20.484	16.171	00.54.852	0:55.050	0:00.198		
89	Steven EYRE	C	19.549	22.914	17.400	00.59.863	1:00.070	0:00.207		
76	Robbie WYPER	C	18.558	22.028	16.547	00.57.133	0:57.352	0:00.219		
100	Paul TOUGH	D	18.501	22.152	17.213	00.57.866	0:58.089	0:00.223		
38	Chris HISLOP	F	19.984	23.763	18.83	01.02.577	1:02.825	0:00.248		
39	Martin PALMER	F	25.065	28.740	21.832	01.15.637	1:15.887	0:00.250		
131	Keith COWIE	D	18.611	21.612	16.903	00.57.126	0:57.390	0:00.264		
37	Steven HUNTER	Pro	18.773	21.894	16.458	00.57.125	0:57.393	0:00.268		
99	Andy GORDON	F	18.509	21.564	16.950	00.57.023	0:57.292	0:00.269		
25	Alistair MOWAT	E	18.745	22.198	17.453	00.58.396	0:58.674	0:00.278		
65	Sam ELASSAR	A	18.643	22.174	16.129	00.56.946	0:57.224	0:00.278		
49	Alan TAIT		19.636	23.053	17.219	00.59.908	1:00.190	0:00.282		
67	Marshall WISHART	F	19.518	22.721	18.406	01.00.645	1:00.932	0:00.287		
32	John STEVENSON	A	21.159	24.23	18.66	01.04.049	1:04.374	0:00.325		
26	Kevin KENSETT	E	19.616	22.918	18.345	01.00.879	1:01.209	0:00.330		
83	Fraser JAMIESON	E	19.730	23.070	18.263	01.01.063	1:01.405	0:00.342		
56	Adam KINDNESS	B	17.834	20.936	16.333	00.55.103	0:55.446	0:00.343		
42	Alex MILNE	D	20.328	23.789	18.186	01.02.303	1:02.652	0:00.349		
358	Stavros COSTA	F	20.334	24.237	18.844	01.03.415	1:03.777	0:00.362		
40	Scott WALKER	C	20.174	24.166	18.213	01.02.553	1:02.975	0:00.422		
88	Andrew BARBOUR	Pro	17.289	19.830	15.158	00.52.277	0:52.702	0:00.425		
187	Nick COOK	E	20.558	23.727	18.757	01.03.042	1:03.483	0:00.441		
53	Jamie GOUDIE	F	20.753	24.079	19.507	01.04.339	1:04.792	0:00.453		

Scottish Motorsports Automatic Race Timing



**Super Lap Scotland - Round 5**

**Sorted on Laps**

**MG Trophy**

**Knockhill 1.267 miles**

**Stewart Robertson Memorial Trophy - Race 2**

**31/07/2016 15:25**

**Race (20 Laps) started at 15:03:00**

Pos	No.	Name	Make/Model	CC	Class	Laps	Total Tm	Diff	Best Tm	In Lap	Best Speed
1	92	Graham ROSS	MG ZR 190	1800	A	20	20:00.421		59.146	8	77.112
2	87	Colin ROBERTSON	MG ZR 190	1800	A	20	20:03.554	3.133	59.283	6	76.933
3	99	Doug COLE	MG ZR 190	1800	A	20	20:20.471	20.050	1:00.149	5	75.826
4	15	Rob PERKINS	MG ZR 190	1800	A	20	20:24.844	24.423	1:00.116	6	75.867
5	16	Jason BURGESS	MG ZR 190	1800	A	20	20:43.539	43.118	1:01.263	6	74.447
6	77	Robin WALKER	MG ZR 190	1800	A	20	21:00.907	1:00.486	1:01.226	18	74.492
7	68	Lee SULLIVEN	MG ZR 170	1800	B	20	21:02.873	1:02.452	1:01.697	11	73.923
8	19	Richard MARSH	MG ZR 170	1800	B	19	20:16.864	1 Lap	1:02.146	12	73.389
9	37	Mike HARRIS	MG ZR 170	1800	B	19	20:26.032	1 Lap	1:03.083	17	72.299
10	74	Ian BOULTON	MG ZR 170	1800	B	19	20:26.827	1 Lap	1:03.086	17	72.296
11	57	Will PAYNE	MG ZR 160	1800	C	19	20:30.779	1 Lap	1:03.538	7	71.781
12	33	Patrick BOOTH	MG ZR 170	1800	B	19	20:34.726	1 Lap	1:02.734	9	72.701
13	1	John GIL	MG ZR 160	1800	C	18	20:02.429	2 Laps	1:05.266	8	69.881
14	21	Dave HEASMAN	MG ZR 160	1800	C	18	20:12.023	2 Laps	1:05.794	7	69.320
15	47	Alex FLOWER	MG ZR 170	1800	B	18	20:39.125	2 Laps	1:05.540	5	69.589
16	12	Martin WEBBER	MG ZR 160	1800	C	18	21:03.786	2 Laps	1:08.306	7	66.771

**Not classified**

DNF	131	Fergus CAMPBELL	MG ZR 170	1800	B	14	14:37.870	DNF	1:01.805	9	73.794
DNF	88	James COLE	MG ZR 170	1800	B	12	12:48.971	DNF	1:02.237	9	73.282
DNF	69	Paul LUTI	MG ZR 170	1800	B	2	2:10.167	DNF	1:02.143	2	73.393
DNF	27	Tim MARTIN	MG ZR 160	1800	C	1	1:44.030	DNF		0	-

Margin of Victory	Avg. Speed	Best Lap Tm	Best Speed	Best Lap by
3.133	75.987	59.146	77.112	92 - Graham ROSS

**Clerk of the Course.**

Sig : Time :  
 Chief Timekeeper : Ian Sharp (SMART Timing)

Results available at [www.mylaps.com](http://www.mylaps.com) and [www.smart-timing.co.uk](http://www.smart-timing.co.uk)





Super Lap Scotland - Round 5

MG Trophy

Knockhill 1.267 miles

Stewart Robertson Memorial Trophy - Race 2

31/07/2016 15:25

Race (20 Laps) started at 15:03:00

Table with columns: Lap, Time of Day, Lap Tm, S1, S2, S3, S3Spd, SFSpd. Contains race data for three drivers: (92) Graham ROSS, (87) Colin ROBERTSON, and (99) Doug COLE. Includes sub-sections for other drivers like (16) Jason BURGESS, (77) Robin WALKER, and (68) Lee SULLIVEN.

Clerk of the Course.

Sig :

Time :

Chief Timekeeper : Ian Sharp (SMART Timing)

Results available at www.mylaps.com and www.smart-timing.co.uk

Printed: 01/08/2016 19:28:51

Orbits







**Super Lap Scotland - Round 5**

**Lapchart**

**MG Trophy**

**Knockhill 1.267 miles**

**Stewart Robertson Memorial Trophy - Race 2**

**31/07/2016 15:25**

**Race (20 Laps) started at 15:03:00**



Competitors	Laps																			
	1	2	3	4	5	6	7	8	9	10	11	12	13	14	15	16	17	18	19	20
Colin ROBERTSON (87)	1	87	87	92	92	92	92	92	92	92	92	92	92	92	92	92	92	92	92	92
Graham ROSS (92)	2	92	92	87	87	87	87	87	87	87	87	87	87	87	87	87	87	87	87	87
Jason BURGESS (16)	3	16	99	99	99	99	99	99	99	99	99	99	99	99	99	99	99	99	99	99
Doug COLE (99)	4	99	16	16	16	15	15	15	15	15	15	15	15	15	15	15	15	15	15	15
Paul LUTI (69)	5	69	15	15	15	16	16	16	16	16	16	16	16	16	16	16	16	16	16	16
Fergus CAMPBELL (131)	6	131	69	131	131	131	131	131	131	131	131	131	131	131	131	68	68	68	68	68
Rob PERKINS (15)	7	15	131	68	68	68	68	68	68	68	68	68	68	68	68	77	77	77	77	68
Lee SULLIVEN (68)	8	68	68	19	19	19	19	19	19	19	19	19	19	77	77	19	19	19	19	19
James COLE (88)	9	88	88	88	88	88	77	77	77	77	77	77	19	19	37	37	37	37	37	37
Richard MARSH (19)	10	19	19	77	77	77	77	88	88	88	88	88	88	37	37	74	74	74	74	74
Ian BOULTON (74)	11	74	74	74	74	74	74	74	74	74	74	37	37	74	74	57	57	57	57	57
Will PAYNE (57)	12	57	37	37	37	37	37	37	37	37	37	74	74	57	57	33	33	33	33	33
Mike HARRIS (37)	13	37	77	57	57	57	57	57	57	57	57	57	33	33	1	1	1	1	1	1
Robin WALKER (77)	14	77	57	47	33	33	33	33	33	33	33	33	1	1	21	21	21	21	21	21
Alex FLOWER (47)	15	47	47	33	47	47	47	47	1	1	1	1	1	21	21	47	47	47	47	47
John GIL (1)	16	1	1	1	1	1	1	47	47	47	21	21	47	47	12	12	12	12	12	12
Dave HEASMAN (21)	17	21	21	21	21	21	21	21	21	21	21	47	47	12	12					
Martin WEBBER (12)	18	12	33	12	12	12	12	12	12	12	12	12	12							
Patrick BOOTH (33)	19	33	12																	
Tim MARTIN (27)	20	27																		

Margin of Victory	Avg. Speed	Best Lap Tm	Best Speed	Best Lap by
3.133	75.987	59.146	77.112	92 - Graham ROSS

**Clerk of the Course.** **Orbits**

Sig : Time :  
 Chief Timekeeper : Ian Sharp (SMART Timing)

Results available at [www.mylaps.com](http://www.mylaps.com) and [www.smart-timing.co.uk](http://www.smart-timing.co.uk)





# Super Lap Scotland - Round 5

Sorted on best lap time

Super Lap Scotland Knockhill 1.267 miles

Final - Group 1 31/07/2016 15:55

Practice started at 15:32:50

Pos	No.	Name	Make/Model	Class Code	Laps	Best Tm	Diff	Best Speed	2nd Best
1	21	Scott ROBSON	Lotus Elise	SLS-F	3	1:00.636		75.217	1:28.016
2	81	Ian PITMAN	Subaru Impreza	SLS-F	3	1:00.853	0.217	74.948	1:24.656
3	67	Marshall WISHART	Mazda RX8	SLS-F	3	1:00.924	0.288	74.861	1:17.813
4	93	Allister PHILLIPS	Honda Prelude Si VTEC	SLS-F	3	1:01.075	0.439	74.676	1:18.752
5	48	Robert JOBSON	Audi A3 3.2	SLS-F	3	1:01.615	0.979	74.022	1:14.871
6	41	Neil METHVEN	Renault Clio 182	SLS-F	3	1:02.779	2.143	72.649	1:24.673
7	54	Steven McNAB	Renault Clio	SLS-F	3	1:02.869	2.233	72.545	1:19.301
8	87	Andy TAYLOR	Volkswagon Golf Cup	SLS-E	3	1:02.983	2.347	72.414	1:14.336
9	50	Gavin EDGAR	Renault Clio Williams	SLS-F	3	1:03.389	2.753	71.950	1:22.186
10	38	Chris HISLOP	Renault Clio 197	SLS-F	3	1:03.678	3.042	71.623	1:23.342
11	27	Paul WILSON	Renault Clio Cup	SLS-F	3	1:03.975	3.339	71.291	1:09.168
12	59	Simon McWILLIAM	Renault Clio 172 Cup	SLS-F	3	1:04.665	4.029	70.530	1:37.341
13	53	Jamie GOUDIE	Mazda MX5	SLS-F	3	1:05.548	4.912	69.580	1:18.448
14	132	Suzanne BUIST	Mini Cooper S	SLS-F	3	1:08.366	7.730	66.712	1:26.626
15	39	Martin PALMER	MGF Trophy 160	SLS-F	3	1:15.561	14.925	60.360	1:27.356

Clerk of the Course. Orbits

Sig : Time :

Chief Timekeeper : Ian Sharp (SMART Timing)

Results available at [www.mylaps.com](http://www.mylaps.com) and [www.smart-timing.co.uk](http://www.smart-timing.co.uk)



# Super Lap Scotland - Round 5

<b>Super Lap Scotland</b>	<b>Knockhill 1,267 miles</b>
<b>Final - Group 1</b>	<b>31/07/2016 15:55</b>
<b>Practice started at 15:32:50</b>	

Lap	Time of Day	Lap Tm	S1	S2	S3	S3Spd	SFSpd	Lap	Time of Day	Lap Tm	S1	S2	S3	S3Spd	SFSpd
<b>(21) Scott ROBSON</b>															
1	15:48:06.663				23.442			3	15:37:13.439	1:27.356	26.518	33.273	27.565	65.216	29.292
2	15:49:07.299	<b>1:00.636</b>			18.412										
3	15:50:35.315	1:28.016			28.028	54.737									
<b>(81) Ian PITMAN</b>															
1	15:47:34.690			42.009	26.848	48.523									
2	15:48:35.543	<b>1:00.853</b>	19.933	22.695	18.225	94.385									
3	15:50:00.199	1:24.656	22.693	31.714	30.249	57.851	32.880								
<b>(67) Marshall WISHART</b>															
1	15:47:45.413			31.508	30.596	17.660									
2	15:48:46.337	<b>1:00.924</b>	19.532	22.771	18.621	94.385									
3	15:50:04.150	1:17.813	23.707	27.130	26.976	80.081	31.625								
<b>(93) Allister PHILLIPS</b>															
1	15:43:46.304			37.388	23.653	38.903	84.412								
2	15:44:47.379	<b>1:01.075</b>	19.806	22.952	18.317	95.731	83.989								
3	15:46:06.131	1:18.752	24.412	29.651	24.689	77.581	35.209								
<b>(48) Robert JOBSON</b>															
1	15:43:33.426			38.758	22.624	46.896									
2	15:44:35.041	<b>1:01.615</b>	19.630	23.484	18.501	92.562									
3	15:45:49.912	1:14.871	21.506	26.188	27.177	82.951									
<b>(41) Neil METHVEN</b>															
1	15:43:19.781			35.430	21.580	64.218	82.543								
2	15:44:22.560	<b>1:02.779</b>	20.124	23.822	18.833	92.435	83.885								
3	15:45:47.233	1:24.673	23.659	32.467	28.547	62.194	34.274								
<b>(54) Steven McNAB</b>															
1	15:39:38.696			34.760	19.923	75.487	85.379								
2	15:40:41.565	<b>1:02.869</b>	19.961	24.343	18.565	89.957	85.596								
3	15:42:00.866	1:19.301	22.958	29.922	26.421	66.377	33.156								
<b>(87) Andy TAYLOR</b>															
1	15:44:01.044			35.647	23.587	51.032	86.927								
2	15:45:04.027	<b>1:02.983</b>	20.297	23.499	19.187	96.697	87.494								
3	15:46:18.363	1:14.336	23.744	26.478	24.114	93.205	33.537								
<b>(50) Gavin EDGAR</b>															
1	15:39:09.732			30.825	20.626	68.199	85.270								
2	15:40:13.121	<b>1:03.389</b>	20.459	24.059	18.871	92.562	85.379								
3	15:41:35.307	1:22.186	24.058	30.574	27.554	67.310	30.270								
<b>(38) Chris HISLOP</b>															
1	15:39:22.471			29.641	19.988	75.148	83.363								
2	15:40:26.149	<b>1:03.678</b>	20.514	24.368	18.796	91.303	83.989								
3	15:41:49.491	1:23.342	24.952	30.887	27.503	66.707	32.592								
<b>(27) Paul WILSON</b>															
1	15:39:51.585			35.302	19.970	73.745	84.412								
2	15:40:55.560	<b>1:03.975</b>	20.128	23.373	20.474	76.432	84.839								
3	15:42:04.728	1:09.168	21.754	24.109	23.305	92.308	34.952								
<b>(59) Simon McWILLIAM</b>															
1	15:34:46.051			27.613	20.409	71.773	83.054								
2	15:35:50.716	<b>1:04.665</b>	20.892	24.347	19.426	92.690	82.747								
3	15:37:28.057	1:37.341	26.844	36.958	33.539	46.122	28.067								
<b>(53) Jamie GOUDIE</b>															
1	15:35:06.413			34.095	22.021	59.757	74.647								
2	15:36:11.961	<b>1:05.548</b>	21.217	24.073	20.258	85.596									
3	15:37:30.409	1:18.448	26.981	27.722	23.745	78.032	31.462								
<b>(132) Suzanne BUIST</b>															
1	15:34:40.127			30.361	21.966	70.565	85.054								
2	15:35:48.493	<b>1:08.366</b>	22.585	26.203	19.578	92.690	84.306								
3	15:37:15.119	1:26.626	24.923	33.081	28.622	67.581	24.929								
<b>(39) Martin PALMER</b>															
1	15:34:30.522			31.515	22.784	76.086									
2	15:35:46.083	<b>1:15.561</b>	24.639	29.239	21.683	80.368									

<b>Clerk of the Course.</b>	<b>Orbits</b>
<b>Sig :</b>	<b>Time :</b>
<b>Chief Timekeeper : Ian Sharp (SMART Timing)</b>	
<b>Results available at <a href="http://www.mylaps.com">www.mylaps.com</a> and <a href="http://www.smart-timing.co.uk">www.smart-timing.co.uk</a></b>	
<b>Printed: 01/08/2016 18:44:43</b>	

**Super Lap Scotland - Round 5**
**Sorted on best lap time**

<b>Super Lap Scotland</b>	<b>Knockhill 1.267 miles</b>
<b>Final - Group 2</b>	<b>31/07/2016 16:15</b>
<b>Practice started at 15:51:15</b>	

Pos	No.	Name	Make/Model	Class Code	Laps	Best Tm	Diff	Best Speed	2nd Best
1	25	Alastair MOWAT	BMW E46 M3	SLS-E	3	<b>58.400</b>		78.097	1:20.220
2	44	Steven JEFFERIES	Mitsubishi Evo VI	SLS-D	3	<b>58.648</b>	0.248	77.766	1:12.407
3	3	Fred WALTON	Subaru Prodrive Impreza	SLS-D	3	<b>1:00.657</b>	2.257	75.191	1:20.770
4	15	Matt COLLINS	Porsche Cayman	SLS-E	3	<b>1:00.773</b>	2.373	75.047	1:19.012
5	49	Alan TAIT	Subaru Impreza	SLS-D	3	<b>1:00.828</b>	2.428	74.979	1:31.568
6	83	Fraser JAMIESON	Renault Clio 172 Ph1	SLS-E	3	<b>1:00.951</b>	2.551	74.828	1:17.040
7	66	Marten BONNER	Fiat Abarth 500	SLS-D	3	<b>1:01.112</b>	2.712	74.631	1:24.910
8	13	Lewis SKENE	Renault Megane RS	SLS-E	3	<b>1:01.368</b>	2.968	74.320	1:11.369
9	26	Kevin KENSETT	Peugeot 106	SLS-E	3	<b>1:01.543</b>	3.143	74.108	1:13.022
10	43	Stuart BUCHAN	Renault Clio 172 Cup	SLS-E	3	<b>1:01.546</b>	3.146	74.105	1:14.084
11	64	Andrew CAMERON	Porsche 911 Carrera	SLS-E	3	<b>1:01.555</b>	3.155	74.094	1:22.279
12	42	Alex MILNE	Audi TTRS Plus	SLS-D	3	<b>1:01.696</b>	3.296	73.924	1:17.227
13	16	Martin KELMAN	Renault Clio 172 Cup	SLS-E	3	<b>1:02.547</b>	4.147	72.919	1:18.542
14	358	Stavros COSTA	Peugeot 205 GTi	SLS-E	3	<b>1:03.669</b>	5.269	71.634	1:23.010
<b>Not classified (from pos 15)</b>									
	187	Nick COOK	Volkswagon Golf Cup	SLS-E	3	<b>1:30.967</b>	32.567	50.137	

**Announcements**

Car No.187 - Lap time disallowed - Exceeding track limits.

**Clerk of the Course.**

 Sig :                      Time :  
 Chief Timekeeper : Ian Sharp (SMART Timing)  
 Results available at [www.mylaps.com](http://www.mylaps.com) and [www.smart-timing.co.uk](http://www.smart-timing.co.uk)

Printed: 01/08/2016 18:45:50









# Super Lap Scotland - Round 5

Sorted on best lap time

Super Lap Scotland Knockhill 1.267 miles

Final - Group 3 31/07/2016 16:35

Practice started at 16:09:18

Pos	No.	Name	Make/Model	Class Code	Laps	Best Tm	Diff	Best Speed	2nd Best
1	55	Fiona KINDNESS	Subaru Impreza STi Type R	SLS-B	3	54.761		83.286	1:29.563
2	34	Blair McCONACHIE	Caterham Superlight R	SLS-C	3	55.977	1.216	81.477	1:29.557
3	131	Keith COWIE	Seat Leon Supercopa	SLS-D	3	56.518	1.757	80.697	1:20.227
4	46	George RIGBY	Subaru Impreza Spec-C	SLS-C	3	56.651	1.890	80.508	1:35.039
5	63	Martyn HENRY	Vauxhall Astra VXR	SLS-C	3	57.149	2.388	79.806	1:28.286
6	100	Paul TOUGH	BMW M3	SLS-D	3	57.888	3.127	78.787	1:24.692
7	76	Robbie WYPER	Mitsubishi Evo 8	SLS-C	3	57.918	3.157	78.747	1:15.082
8	103	Stuart ROBERTSON	Renault Clio	SLS-D	3	59.548	4.787	76.591	1:18.850
9	5	Paul TOMLINSON	Subaru Impreza	SLS-D	3	59.803	5.042	76.264	1:19.130
10	89	Steven EYRE	Subaru Impreza STi	SLS-C	3	59.970	5.209	76.052	1:21.919
11	40	Scott WALKER	Subaru Impreza	SLS-C	3	1:02.608	7.847	72.848	1:15.723
12	56	Adam KINDNESS	Subaru Impreza STi Type R	SLS-B	3	1:10.919	16.158	64.311	1:26.415

Clerk of the Course. Orbits

Sig :                      Time :

Chief Timekeeper : Ian Sharp (SMART Timing)

Results available at [www.mylaps.com](http://www.mylaps.com) and [www.smart-timing.co.uk](http://www.smart-timing.co.uk)



# Super Lap Scotland - Round 5

<b>Super Lap Scotland</b>	<b>Knockhill 1,267 miles</b>
<b>Final - Group 3</b>	<b>31/07/2016 16:35</b>
<b>Practice started at 16:09:18</b>	

Lap	Time of Day	Lap Tm	S1	S2	S3	S3Spd	SFSpd	Lap	Time of Day	Lap Tm	S1	S2	S3	S3Spd	SFSpd
<b>(55) Fiona KINDNESS</b>															
1	16:12:12.720			29.957	19.562	83.467	104.529								
2	16:13:07.481	<b>54.761</b>	<b>18.101</b>	<b>20.410</b>	<b>16.250</b>	<b>116.506</b>	<b>110.374</b>								
3	16:14:37.044	<b>1:29.563</b>	25.620	35.865	28.078	56.157	34.047								
<b>(34) Blair McCONACHIE</b>															
1	16:23:37.128			22.380	20.186	99.125	99.566								
2	16:24:33.105	<b>55.977</b>	<b>18.153</b>	<b>21.323</b>	<b>16.501</b>	<b>109.118</b>	<b>100.161</b>								
3	16:26:02.662	<b>1:29.557</b>	21.513	35.883	32.161	43.690	27.027								
<b>(131) Keith COWIE</b>															
1	16:20:07.774			27.231	20.873	64.527	<b>100.611</b>								
2	16:21:04.292	<b>56.518</b>	<b>18.432</b>	<b>21.160</b>	<b>16.926</b>	<b>110.556</b>	100.310								
3	16:22:24.519	<b>1:20.227</b>	23.464	28.929	27.834	64.713	25.722								
<b>(46) George RIGBY</b>															
1	16:23:28.658			30.110	22.215	52.305	107.372								
2	16:24:25.309	<b>56.651</b>	<b>18.798</b>	<b>21.682</b>	<b>16.171</b>	<b>114.714</b>	<b>108.764</b>								
3	16:26:00.348	<b>1:35.039</b>	24.346	40.785	29.908	45.008	34.256								
<b>(63) Martyn HENRY</b>															
1	16:19:54.822			32.764	20.955	68.477	94.252								
2	16:20:51.971	<b>57.149</b>	<b>18.479</b>	<b>21.426</b>	<b>17.244</b>	<b>107.372</b>	<b>97.540</b>								
3	16:22:20.257	<b>1:28.286</b>	24.981	33.897	29.408	60.841	30.107								
<b>(100) Paul TOUGH</b>															
1	16:19:37.578			36.062	19.502	59.440	96.697								
2	16:20:35.466	<b>57.888</b>	<b>18.681</b>	<b>22.076</b>	<b>17.131</b>	<b>108.413</b>	<b>97.257</b>								
3	16:22:00.158	<b>1:24.692</b>	23.668	34.061	26.963	61.398	35.007								
<b>(76) Robbie WYPER</b>															
1	16:23:01.874			26.448	18.968	88.884	<b>104.366</b>								
2	16:23:59.792	<b>57.918</b>	<b>18.802</b>	<b>21.838</b>	<b>17.278</b>	<b>112.033</b>	98.688								
3	16:25:14.874	<b>1:15.082</b>	22.942	26.916	25.224	94.919	35.227								
<b>(103) Stuart ROBERTSON</b>															
1	16:16:41.841			36.743	22.917	66.051	92.435								
2	16:17:41.389	<b>59.548</b>	<b>19.350</b>	<b>22.546</b>	<b>17.652</b>	<b>101.066</b>	<b>93.205</b>								
3	16:19:00.239	<b>1:18.850</b>	22.257	29.326	27.267	74.981	25.324								
<b>(5) Paul TOMLINSON</b>															
1	16:16:13.990			30.574	18.949	85.162	<b>96.558</b>								
2	16:17:13.793	<b>59.803</b>	<b>19.494</b>	<b>22.886</b>	<b>17.423</b>	<b>104.366</b>	96.419								
3	16:18:32.923	<b>1:19.130</b>	23.587	29.894	25.649	74.481	34.934								
<b>(89) Steven EYRE</b>															
1	16:15:46.182			24.574	18.289	107.201	96.558								
2	16:16:46.152	<b>59.970</b>	<b>19.428</b>	<b>22.845</b>	<b>17.697</b>	<b>107.717</b>	<b>98.398</b>								
3	16:18:08.071	<b>1:21.919</b>	23.495	30.271	28.153	72.004	27.962								
<b>(40) Scott WALKER</b>															
1	16:12:53.601			40.993	29.031	50.994	<b>96.419</b>								
2	16:13:56.209	<b>1:02.608</b>	<b>20.192</b>	<b>24.091</b>	<b>18.325</b>	<b>106.859</b>	95.595								
3	16:15:11.932	<b>1:15.723</b>	24.282	26.626	24.815	101.218	36.954								
<b>(56) Adam KINDNESS</b>															
1	16:12:01.213			31.753	24.725	56.440	65.535								
2	16:13:12.132	<b>1:10.919</b>	<b>22.597</b>	<b>26.711</b>	<b>21.611</b>	<b>71.543</b>	<b>67.242</b>								
3	16:14:38.547	<b>1:26.415</b>	23.186	34.190	29.039	58.304	28.484								



# Super Lap Scotland - Round 5

Sorted on best lap time

Super Lap Scotland Knockhill 1.267 miles

Final - Group 4 31/07/2016 16:55

Practice started at 16:26:21

Pos	No.	Name	Make/Model	Class Code	Laps	Best Tm	Diff	Best Speed	2nd Best
1	62	Paul RANKIN	Subaru Impreza RB320	SLS-P	3	<b>52.840</b>		86.314	1:33.103
2	88	Andrew BARBOUR	Subaru Legacy GL	SLS-P	3	<b>54.520</b>	1.680	83.654	1:38.587
3	2	Steven DARLEY	Subaru Legacy GL	SLS-P	3	<b>55.763</b>	2.923	81.790	1:17.392
4	99	Andy GORDON	Lotus 211	SLS-B	3	<b>57.607</b>	4.767	79.172	1:18.594
5	37	Steven HUNTER	Mitsubishi Evo 7	SLS-P	3	<b>58.218</b>	5.378	78.341	1:20.368
6	7	David LONG	Caterham R400	SLS-B	3	<b>1:00.073</b>	7.233	75.922	1:24.233
7	32	John STEVENSON	Subaru Impreza	SLS-A	3	<b>1:00.720</b>	7.880	75.113	1:16.362
8	29	Archie BAIN	Subaru Impreza Type RA	SLS-A	3	<b>1:06.337</b>	13.497	68.753	1:37.930
9	65	Sam ELASSAR	McLaren 650LT	SLS-A	3	<b>1:07.673</b>	14.833	67.395	1:29.114

**Not classified**

DNF	79	Eric HOLMES	Mitsubishi Evo	SLS-P	1			-	
-----	----	-------------	----------------	-------	---	--	--	---	--

**Clerk of the Course.** Orbits

Sig : Time :

Chief Timekeeper : Ian Sharp (SMART Timing)

Results available at [www.mylaps.com](http://www.mylaps.com) and [www.smart-timing.co.uk](http://www.smart-timing.co.uk)

Printed: 01/08/2016 19:05:55





# Super Lap Scotland - Round 5

<b>Super Lap Scotland</b>	<b>Knockhill 1.267 miles</b>
<b>Final - Group 4</b>	<b>31/07/2016 16:55</b>
<b>Practice started at 16:26:21</b>	

Lap	Time of Day	Lap Tm	S1	S2	S3	S3Spd	SFSpd	Lap	Time of Day	Lap Tm	S1	S2	S3	S3Spd	SFSpd
<b>(62) Paul RANKIN</b>															
1	16:36:25.378			23.937	16.611	115.107									
2	16:37:18.218	<b>52.840</b>	<b>17.194</b>	<b>20.623</b>	<b>15.023</b>	<b>127.339</b>	<b>127.581</b>								
3	16:38:51.321	<b>1:33.103</b>	24.074	34.588	34.441	49.709	27.191								
<b>(88) Andrew BARBOUR</b>															
1	16:36:10.881			22.995	21.405	90.320									
2	16:37:05.401	<b>54.520</b>	<b>17.609</b>	<b>21.289</b>	<b>15.622</b>	<b>120.480</b>									
3	16:38:43.988	<b>1:38.587</b>	25.984	42.116	30.487	50.839									
<b>(2) Steven DARLEY</b>															
1	16:28:22.961				17.633	105.681									
2	16:29:18.724	<b>55.763</b>	<b>18.176</b>	<b>21.005</b>	<b>16.582</b>	<b>114.714</b>									
3	16:30:36.116	<b>1:17.392</b>			25.470	71.239	<b>27.650</b>								
<b>(99) Andy GORDON</b>															
1	16:29:10.655			25.967	17.489	106.520	<b>98.833</b>								
2	16:30:08.262	<b>57.607</b>	<b>18.768</b>	<b>21.822</b>	<b>17.017</b>	<b>108.764</b>	97.682								
3	16:31:26.856	<b>1:18.594</b>	20.954	27.161	30.479	50.306	28.032								
<b>(37) Steven HUNTER</b>															
1	16:28:56.781			25.623	19.175	89.239	<b>109.118</b>								
2	16:29:54.999	<b>58.218</b>	<b>18.860</b>	<b>22.168</b>	<b>17.190</b>	<b>111.474</b>	108.413								
3	16:31:15.367	<b>1:20.368</b>	22.680	29.259	28.429	69.470	35.413								
<b>(7) David LONG</b>															
1	16:32:39.037			32.676	21.718	69.326	<b>110.922</b>								
2	16:33:39.110	<b>1:00.073</b>	<b>20.033</b>	<b>23.392</b>	<b>16.648</b>	<b>111.660</b>	109.653								
3	16:35:03.343	<b>1:24.233</b>	22.048	31.913	30.272	59.971	23.245								
<b>(32) John STEVENSON</b>															
1	16:28:37.492			23.840	17.842	<b>107.717</b>	<b>102.611</b>								
2	16:29:38.212	<b>1:00.720</b>	<b>19.897</b>	<b>23.232</b>	<b>17.591</b>	98.254	98.688								
3	16:30:54.574	<b>1:16.362</b>	22.530	26.424	27.408	80.176	35.829								
<b>(29) Archie BAIN</b>															
1	16:32:17.070			28.432	17.836	95.595	<b>112.408</b>								
2	16:33:23.407	<b>1:06.337</b>	<b>25.458</b>	<b>23.408</b>	<b>17.471</b>	<b>109.474</b>	99.272								
3	16:35:01.337	<b>1:37.930</b>	27.221	38.248	32.461	44.237	27.719								
<b>(65) Sam ELASSAR</b>															
1	16:32:00.436			28.017	18.986	93.726	112.597								
2	16:33:08.109	<b>1:07.673</b>	<b>21.793</b>	<b>27.172</b>	<b>18.708</b>	<b>106.520</b>	<b>112.786</b>								
3	16:34:37.223	<b>1:29.114</b>	25.503	32.974	30.637	66.443	25.741								
<b>(79) Eric HOLMES</b>															
1	16:36:05.745			32.072	<b>21.304</b>	65.921	<b>126.380</b>								

<b>Clerk of the Course.</b>		<b>Orbits</b>
<b>Sig :</b>	<b>Time :</b>	
<b>Chief Timekeeper : Ian Sharp (SMART Timing)</b>		
<b>Results available at <a href="http://www.mylaps.com">www.mylaps.com</a> and <a href="http://www.smart-timing.co.uk">www.smart-timing.co.uk</a></b>		
<b>Printed: 01/08/2016 19:07:01</b>		

**Super Lap Scotland - Round 5**

**Sorted on best lap time**

<b>Super Lap Scotland</b>	<b>Knockhill 1.267 miles</b>
<b>Final - Overall</b>	<b>31/07/2016 15:55</b>
<b>Practice started at 15:32:50</b>	

Pos	No.	Name	Make/Model	Class Code	Laps	Best Tm	Diff	Best Speed	2nd Best
1	62	Paul RANKIN	Subaru Impreza RB320	SLS-P	3	52.840		86.314	1:33.103
2	88	Andrew BARBOUR	Subaru Legacy GL	SLS-P	3	54.520	1.680	83.654	1:38.587
3	55	Fiona KINDNESS	Subaru Impreza STI Type R	SLS-B	3	54.761	1.921	83.286	1:29.563
4	2	Steven DARLEY	Subaru Legacy GL	SLS-P	3	55.763	2.923	81.790	1:17.392
5	34	Blair McCONACHIE	Caterham Superlight R	SLS-C	3	55.977	3.137	81.477	1:29.557
6	131	Keith COWIE	Seat Leon Supercopa	SLS-D	3	56.518	3.678	80.697	1:20.227
7	46	George RIGBY	Subaru Impreza Spec-C	SLS-C	3	56.651	3.811	80.508	1:35.039
8	63	Martyn HENRY	Vauxhall Astra VXR	SLS-C	3	57.149	4.309	79.806	1:28.286
9	99	Andy GORDON	Lotus 211	SLS-B	3	57.607	4.767	79.172	1:18.594
10	100	Paul TOUGH	BMW M3	SLS-D	3	57.888	5.048	78.787	1:24.692
11	76	Robbie WYPER	Mitsubishi Evo 8	SLS-C	3	57.918	5.078	78.747	1:15.082
12	37	Steven HUNTER	Mitsubishi Evo 7	SLS-P	3	58.218	5.378	78.341	1:20.368
13	25	Alastair MOWAT	BMW E46 M3	SLS-E	3	58.400	5.560	78.097	1:20.220
14	44	Steven JEFFERIES	Mitsubishi Evo VI	SLS-D	3	58.648	5.808	77.766	1:12.407
15	103	Stuart ROBERTSON	Renault Clio	SLS-D	3	59.548	6.708	76.591	1:18.850
16	5	Paul TOMLINSON	Subaru Impreza	SLS-D	3	59.803	6.963	76.264	1:19.130
17	89	Steven EYRE	Subaru Impreza STI	SLS-C	3	59.970	7.130	76.052	1:21.919
18	7	David LONG	Caterham R400	SLS-B	3	1:00.073	7.233	75.922	1:24.233
19	21	Scott ROBSON	Lotus Elise	SLS-F	3	1:00.636	7.796	75.217	1:28.016
20	3	Fred WALTON	Subaru Prodrive Impreza	SLS-D	3	1:00.657	7.817	75.191	1:20.770
21	32	John STEVENSON	Subaru Impreza	SLS-A	3	1:00.720	7.880	75.113	1:16.362
22	15	Matt COLLINS	Porsche Cayman	SLS-E	3	1:00.773	7.933	75.047	1:19.012
23	49	Alan TAIT	Subaru Impreza	SLS-D	3	1:00.828	7.988	74.979	1:31.568
24	81	Ian PITMAN	Subaru Impreza	SLS-F	3	1:00.853	8.013	74.948	1:24.656
25	67	Marshall WISHART	Mazda RX8	SLS-F	3	1:00.924	8.084	74.861	1:17.813
26	83	Fraser JAMIESON	Renault Clio 172 Ph1	SLS-E	3	1:00.951	8.111	74.828	1:17.040
27	93	Allister PHILLIPS	Honda Prelude Si VTEC	SLS-F	3	1:01.075	8.235	74.676	1:18.752
28	66	Marten BONNER	Fiat Abarth 500	SLS-D	3	1:01.112	8.272	74.631	1:24.910
29	13	Lewis SKENE	Renault Megane RS	SLS-E	3	1:01.368	8.528	74.320	1:11.369
30	26	Kevin KENSETT	Peugeot 106	SLS-E	3	1:01.543	8.703	74.108	1:13.022
31	43	Stuart BUCHAN	Renault Clio 172 Cup	SLS-E	3	1:01.546	8.706	74.105	1:14.084
32	64	Andrew CAMERON	Porsche 911 Carrera	SLS-E	3	1:01.555	8.715	74.094	1:22.279
33	48	Robert JOBSON	Audi A3 3.2	SLS-F	3	1:01.615	8.775	74.022	1:14.871
34	42	Alex MILNE	Audi TTRS Plus	SLS-D	3	1:01.696	8.856	73.924	1:17.227
35	16	Martin KELMAN	Renault Clio 172 Cup	SLS-E	3	1:02.547	9.707	72.919	1:18.542
36	40	Scott WALKER	Subaru Impreza	SLS-C	3	1:02.608	9.768	72.848	1:15.723
37	41	Neil METHVEN	Renault Clio 182	SLS-F	3	1:02.779	9.939	72.649	1:24.673
38	54	Steven McNAB	Renault Clio	SLS-F	3	1:02.869	10.029	72.545	1:19.301
39	87	Andy TAYLOR	Volkswagon Golf Cup	SLS-E	3	1:02.983	10.143	72.414	1:14.336
40	50	Gavin EDGAR	Renault Clio Williams	SLS-F	3	1:03.389	10.549	71.950	1:22.186
41	358	Stavros COSTA	Peugeot GTi	SLS-E	3	1:03.669	10.829	71.634	1:23.010
42	38	Chris HISLOP	Renault Clio 197	SLS-F	3	1:03.678	10.838	71.623	1:23.342
43	27	Paul WILSON	Renault Clio Cup	SLS-F	3	1:03.975	11.135	71.291	1:09.168

**Announcements**

Car No.187 - Lap time disallowed - Exceeding track limits.

**Clerk of the Course.** **Orbits**

Sig : Time :  
 Chief Timekeeper : Ian Sharp (SMART Timing)  
 Results available at [www.mylaps.com](http://www.mylaps.com) and [www.smart-timing.co.uk](http://www.smart-timing.co.uk)



**Super Lap Scotland - Round 5**

Sorted on best lap time

Super Lap Scotland Knockhill 1.267 miles  
 Final - Overall 31/07/2016 15:55  
 Practice started at 15:32:50

Pos	No.	Name	Make/Model	Class Code	Laps	Best Tm	Diff	Best Speed	2nd Best
44	59	Simon McWILLIAM	Renault Clio 172 Cup	SLS-F	3	1:04.665	11.825	70.530	1:37.341
45	53	Jamie GOUDIE	Mazda MX5	SLS-F	3	1:05.548	12.708	69.580	1:18.448
46	29	Archie BAIN	Subaru Impreza Type RA	SLS-A	3	1:06.337	13.497	68.753	1:37.930
47	65	Sam ELASSAR	McLaren 650S	SLS-A	3	1:07.673	14.833	67.395	1:29.114
48	132	Suzanne BUIST	Mini Cooper S	SLS-F	3	1:08.366	15.526	66.712	1:26.626
49	56	Adam KINDNESS	Subaru Impreza STi Type R	SLS-B	3	1:10.919	18.079	64.311	1:26.415
50	39	Martin PALMER	MGF Trophy 160	SLS-F	3	1:15.561	22.721	60.360	1:27.356
<b>Not classified (from pos 51)</b>									
	187	Nick COOK	Volkswagon Golf Cup	SLS-E	3	1:03.026	10.186	72.364	1:30.967
DNF	79	Eric HOLMES	Mitsubishi Evo	SLS-P	1			-	

**Announcements**

Car No.187 - Lap time disallowed - Exceeding track limits.

**Clerk of the Course.** Orbits

Sig : Time :  
 Chief Timekeeper : Ian Sharp (SMART Timing)  
 Results available at [www.mylaps.com](http://www.mylaps.com) and [www.smart-timing.co.uk](http://www.smart-timing.co.uk)





ORGANISERS OF THE

**Round 10 - Knockhill - Clockwise Sprint**

**Run Off 1**

No. Name	Make	Run Off 1			Run Off 2			Best
		Intermediate	Flying Lap	Finish	Intermediate	Flying Lap	Finish	
715 Stewart R ROBB	Pilbeam MP88	41.06	43.14	84.20				84.20
1 Colin CALDER	Gould GR55	42.59	45.24	87.83	40.56	43.90	84.46	84.46
11 Heather CALDER	Gould GR55	43.03	43.56	86.59	41.16	43.75	84.91	84.91
15 Stewart ROBB	Pilbeam MP88	42.85	44.13	86.98	41.58	44.00	85.58	85.58
3 John GRAHAM	Gould RGR55B	44.77	47.25	92.02	43.97	46.81	90.78	90.78
14 Terry HOLMES	Lola Tegra Judd	47.68	47.61	95.29	44.82	46.65	91.47	91.47
5 Steve MILES	Van Diemen RF96	46.46	50.02	96.48	44.95	49.44	94.39	94.39
16 Nicholas ALGAR	DJ Firehawk	46.74	50.49	97.23	46.51	49.49	96.00	96.00
19 Matt CARTER	Radical PR6	47.00	51.08	98.08	47.46	50.83	98.29	98.08
18 Louise CALDER	Jedi Mk1	49.10	51.27	100.37	47.63	51.33	98.96	98.96
12 Jim BELT	Juno TR400	48.52	52.31	100.83				100.83
714 Graham PORRETT	Lola Tegra T90	49.86	51.36	101.22	50.61	51.77	102.38	101.22



Scottish Motorsports Automatic Race Timing